





تَعْلِيمُ الْفِقْهِ

TA'LIMUL FIQH

Grade One



## Title: Fiqh - Grade 1

Published and Compiled by:

**Jamiatul Ulama (KZN)**

Ta'limi Board

4 Third Avenue

P.O. Box 26024

Isipingo Beach

4115

South Africa

Tel: (+27) 31 912 2172

WhatsApp: (+27) 78 878 9980

E-mail: [info@talimiboardkzn.org](mailto:info@talimiboardkzn.org)

First Edition: January 2022/ Jumaadul Ula 1443

ISBN: 978-0-620-92493-1

Permission is granted for reprinting this booklet without any alterations. A humble appeal is made to the readers to offer suggestions/ corrections to improve the quality of this publication. May Allah Ta'ala reward you for this. The author, translators, editors and typesetters humbly request your duas for them, their parents, families, asaatzah and mashaikh.



*Twenty9*

DESIGNS | [twenty9designssa@gmail.com](mailto:twenty9designssa@gmail.com)





# TABLE OF CONTENTS

• Introduction To Fiqh .....	1
• Guidelines For Teaching Fiqh .....	2
• Cleanliness .....	3
• Keeping My Home Clean .....	8
• Keeping My Bathroom Clean .....	14
• Keeping My Room Clean .....	16
• Keeping My Madrasah Clean .....	21
• Keeping My Classroom Clean .....	23
• Littering .....	27
• Personal Hygiene and Clean Habits .....	31
• Istinja .....	34
• Bathing .....	40
• Hand Washing .....	41
• Keeping Our Nails Clean .....	44
• Taking Care of Our Hair .....	46
• Clean Nose Habits .....	50
• Keeping Our Mouth Clean .....	54
• Using Itr/ Perfume .....	59
• Clean Habits [summary] .....	61
• Wudhu .....	64
• Why Do We Need To Make Wudhu? .....	66
• Things That Break Wudhu .....	68
• How To Make Wudhu? .....	70
• The Five Pillars of Islam .....	75
• The Kalimah .....	79
• Salaah .....	83
• Zakaat .....	88
• Saum - Fasting .....	89
• Hajj .....	94
• Islamic Months .....	99

بِسْمِ اللَّهِ الرَّحْمَنِ الرَّحِيمِ

# INTRODUCTION TO FIQH

The greatest gift that Allah Ta'ala blesses any person with is undoubtedly the gift of Imaan. Any person blessed with Imaan, has to take care and look after his Imaan very carefully until eventually he is blessed with death on Imaan.

In order to live and die on Imaan, we have to obey all the commands of Allah Ta'ala. Every day of our lives we engage in acts of Ibaadah (worship) like Salaah, Saum (fasting), Zakaat, Haj, etc. If we fulfill these actions correctly and properly we will be rewarded tremendously by Allah Ta'ala. But if we are ignorant of the laws of Allah, we may end up doing our Ibaadah (worship) incorrectly.

May Allah reward the four great Imaams of Fiqh who made it so easy for us by explaining the laws of Islam so that we can easily and correctly follow the teachings of Rasulullah صلى الله عليه وسلم.

In the primary maktab children are also taught a subject called FIQH. All the necessary laws of Islam are taught to the children equipping them with the necessary knowledge of Islam. This Ilm (knowledge) will enable them to spend their lives in the obedience of Allah Ta'ala.

In this way we can earn the pleasure of Allah and become successful in dunya and Aakhirat.

May Allah Ta'ala accept this publication and make it a means of attaining His pleasure and may He make this book a means of great benefit for the Ummah. Aameen.

**Ta'limi Board (KZN)**

*January 2022/ Jumaadul Ula 1443*



# GUIDELINES FOR TEACHING FIQH

1. Each lesson should be taught over two weeks to ensure the lesson is properly explained and ingrained in learners.
2. Recap the previous lesson before starting the days lesson. In this way, absentee learners will not miss out on lessons.
3. Where applicable, teach lessons practically i.e. The teacher should demonstrate how to make wudhu, Salaah postures, how to make miswaak, the correct method of entering/ leaving the toilet, etc.
4. Assess learners on practical wudhu and Salaah. Complete assessment form.
5. Assess learners after each section. Utilize different methods such as games, questions, worksheets etc
6. Set aside sufficient time in the fourth term to revise the entire kitab.
7. Plan lessons in advance so that you are adequately prepared for activities, assessments and any questions learners may have.
8. Do not waste Madrasah funds and resources when planning crafts and activities. Rather collect recyclable items that can be used to complete these lessons.
9. Activities in this Kitab have been prepared to make lesson preparation easier for teachers. However, teachers are encouraged to add on additional activities and/ or assessments if need be to ensure lessons are properly taught and understood.

# Cleanliness

...وَاللَّهُ يُحِبُّ الْمُطَهِّرِينَ ○

*“And Allah loves those who clean themselves properly” [9:108]*

Rasulullah (sallallahu alayhi wa sallam) has taught us;

الطُّهُورُ شَطْرُ الْإِيمَانِ

*Cleanliness is half of Imaan.*

Cleanliness is keeping ourselves and our surroundings clean and organized. Being clean is very important to Muslims. We should always try our best to keep our bodies, clothes, rooms, yards, classrooms, cars, bathrooms, homes and our surroundings clean.

It is also important to be clean and pure from anything that is Najis [impure]. Some items which are Najis are urine, stool, vomit, blood, etc.


1. Muslims must be clean and neat at all times.
2. Allah Ta'ala loves those who are clean.
3. Our parents, teachers and friends will also love us if we keep our rooms and homes clean.



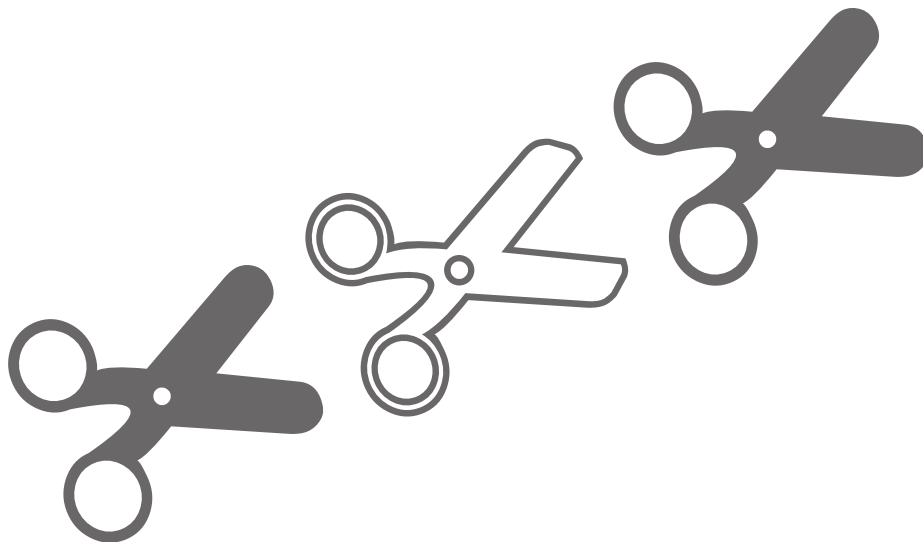
# LESSON 01

## Activity

*Cut out and colour in the poster*






LESSON  
01





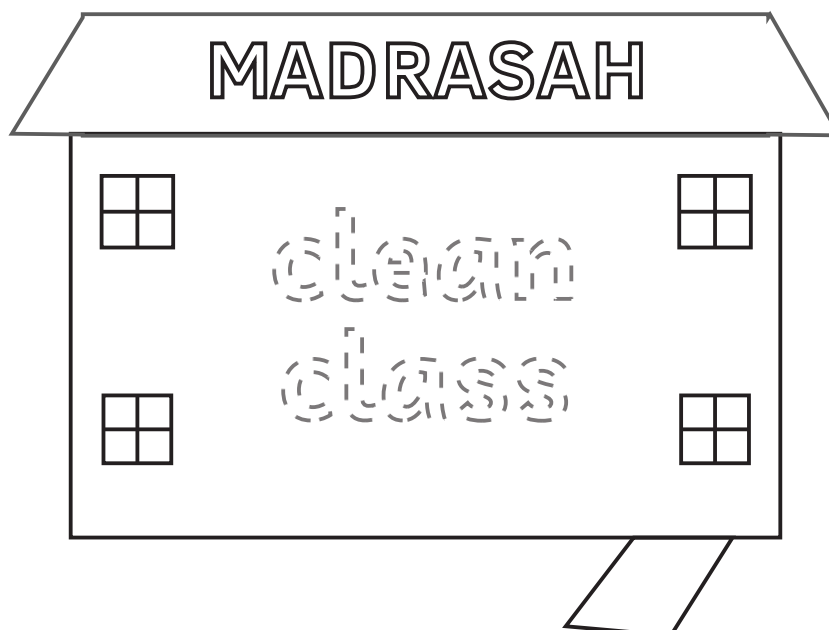
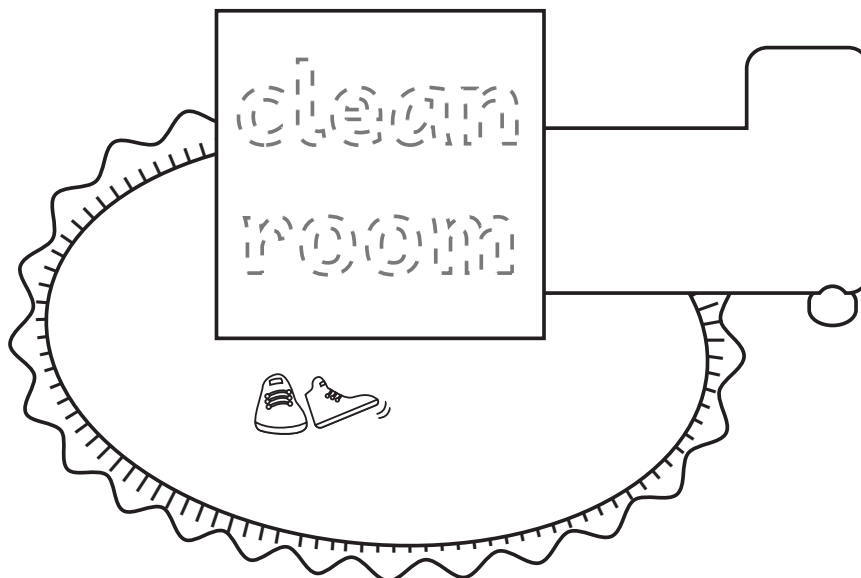

# LESSON 01

*Trace the words to find the different places  
we should keep clean*



LESSON

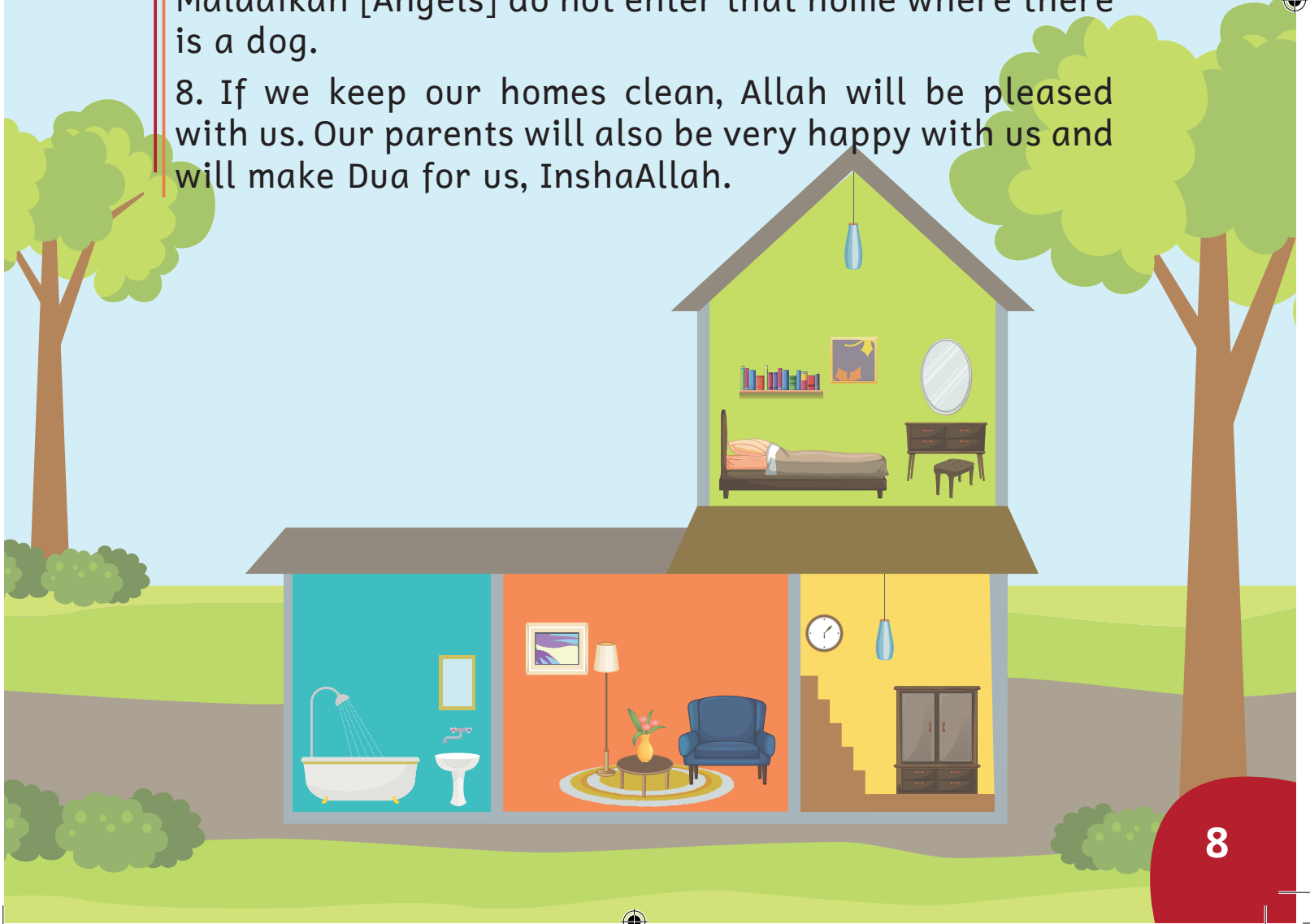
01





# Keeping My Home Clean

1. We should keep our homes neat and clean at all times.
2. Dirt should be thrown into the bin. Do not throw your dirt under the bed, on the floor or out of the window.
3. Pack your toys away after playing with them. If we leave our toys lying around, some pieces can get lost or broken.
4. Put things back in its place after using them. This makes it easier to find it the next time you need it.
5. Put away all your belongings; clothes, shoes, bags, books, etc, when you come home after school or Madrasah.
6. Our school and Madrasah books and kitaabs must be kept away neatly so it does not get lost or damaged.
7. We should not allow dogs into our homes. Nabi Muhammad [sallahu alayhi wa sallam] said that Malaaikeh [Angels] do not enter that home where there is a dog.
8. If we keep our homes clean, Allah will be pleased with us. Our parents will also be very happy with us and will make Dua for us, InshaAllah.



## Careless Behaviour

There was once a little boy named Usmaan. Usmaan was seven years old and was very intelligent, friendly and respectful. But, Usmaan had one bad habit. He was very lazy to put his things away after using them. When he brushed his teeth, he would always leave the toothpaste open and forget his brush inside the sink.

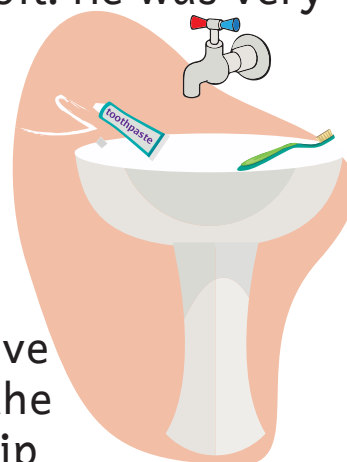
After reading his Salaah, he would leave his musalla lying on the floor.

After playing with his toys, he would leave



them scattered around on the floor. He himself would trip

over the toys at times. After eating breakfast, he would leave his cereal bowl and cup on the table cloth.

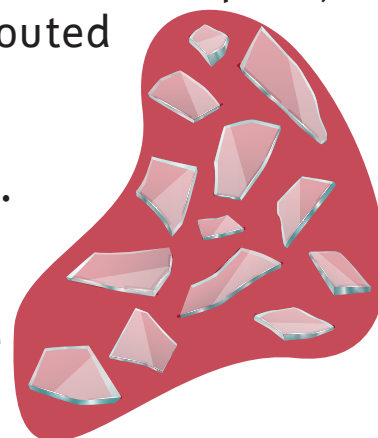


In fact, just the other day, a fluffy little kitten from next door sneaked into Usmaan's home and when she saw Usmaan's bowl on the table cloth, she decided to lick



up the left overs. Just then Usmaan's mother came in, "**Oh! No!**" she said, shooing the kitty out. As the kitten ran, she tripped over the cereal bowl and knocked the cup over

too. **Bang! Craaash!** went the glass as it hit the floor, breaking into tiny pieces. His mother shouted out, "Usmaan!" "Jee Ummi," said Usmaan, running to see what had happened. "Be careful," she warned, but it was too late. Usmaan stepped on a piece of glass and cut himself badly. Usmaan's mother cleaned him up and put a plaster on the cut. His mother was very upset with him



because he did not put his dishes in the sink. “I’m sorry,” said Usmaan sadly, realizing his mistake. “I will always try to put my things away after using them.” His mother said to him, “You are a good boy. I am happy that you have learnt your lesson today.”

From that day onwards, every time Usmaan felt lazy about putting something in its place, he remembered the little kitten and quickly put it away.

Now Usmaan’s home was neat and clean all the time. It felt nice to be inside the house and his mother was very happy with him.

Always remember dear children, “A *CLEAN HOME IS A HAPPY HOME!*”



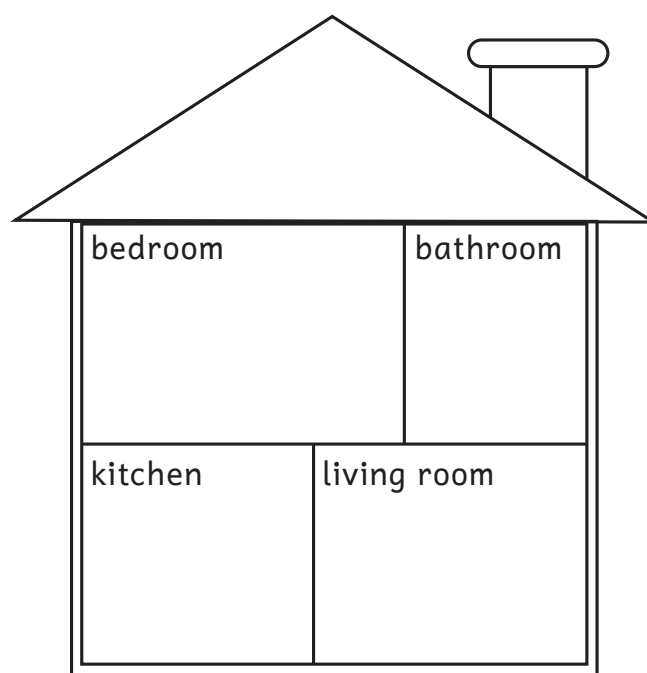
## Activity

### *Interactive Classroom Activity*

Bring in pictures of household and personal items. E.g. dishes/ toys/ clothes/ tools etc. Draw a house on the board, labeling each room [see image for example]. Learners should take turns sticking items in the correct 'rooms'.

Alternatively, activity can be presented as a story or as a follow up of the story above.

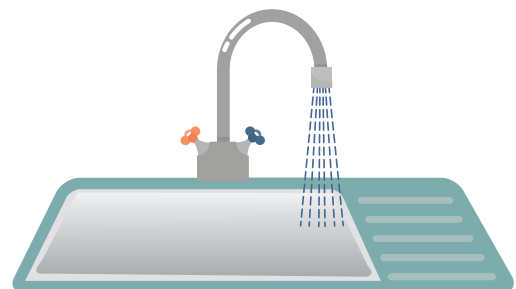
E.g. Everything is jumbled up! Can you help 'Uthman keep his house neat and tidy?






# LESSON 02

*Draw a line to help put the items in their correct places*



# LESSON 02

Colour in the ✓ if it is clean, or the ✗ if it is untidy



✓	✗
---	---



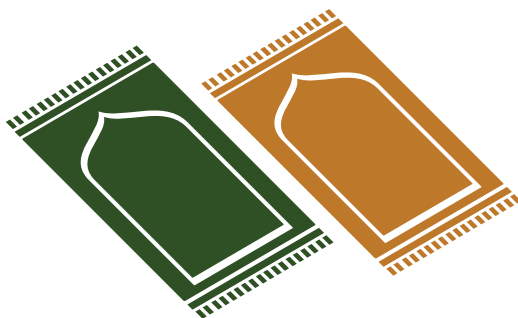
✓	✗
---	---



✓	✗
---	---



✓	✗
---	---



✓	✗
---	---



✓	✗
---	---

# Keeping My Bathroom Clean

1. When I bath or make wudhu I must make sure that I keep the bathroom clean before I leave.
2. I must make sure that there is no water on the floor. If I leave water on the floor, someone may slip and fall.
3. After I have a bath, I should put the soap and sponge back in its place.
4. I should hang my towel up to dry after using it.
5. I must put my dirty clothes in the washing basket.
6. Before I leave the bathroom, I should check that all the taps are closed properly. Dripping taps waste water!

## Activity

*Messy bathroom scene for class discussion*



Match the word to the picture. Write the number only.

# The Bathroom

1. shower      2. towel

3. toothpaste      4. sink

5. toilet paper      6. soap

7. bathtub      8. toilet

9. shampoo      10. sponge

11. toothbrush      12. mirror





## LESSON 04

# Keeping My Room Clean

1. We can help our mothers/ummis by keeping our rooms neat and clean.
2. Start by making your bed every morning. Dust the sheet, straighten the blanket, fluff the pillow and you're done!
3. After you bath, hang up your towel to dry and put all dirty clothes for washing.
4. Put away all your clean clothes and extra shoes.
5. After you finish school and Madrasah homework, pack away all your books, kitaabs and stationery and put the bags in their place.
6. Pick up everything lying on the floor and pack it away; toys, art and crafts items, books etc.
7. Lastly, pick up any litter and throw it into the bin.
8. Remember; don't eat in your room as this will bring ants and cockroaches.



## Activity

*Circle the words and colour in the picture*

Circle the words at the bottom of the page to see what needs to be done to clean up this room, and colour in the picture



## Pack away school things

## Put dirty clothes to wash

**Do grocery shopping** Wash the windows

Throw away dirt    **Vacuum**    Wash dishes    **Dust**

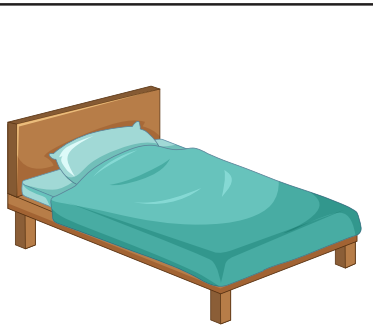
Repair      **Mow the lawn**      Make the bed      **Set the table**




## LESSON 04

✂ Cut out the chart and use at home to help keep your room clean and tidy

# Clean your room



Make your bed



Hang your towel to dry



Put dirty clothes for washing



Put your shoes away



Pack away books and kitabs



Put school bag in it's place



Pack away pens & pencils



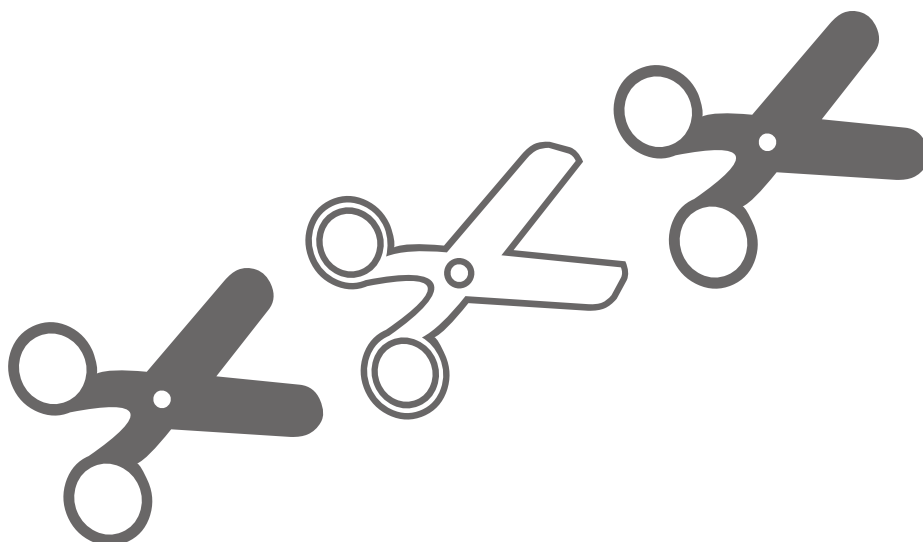
Put your toys away



Throw dirt in the bin

LESSON



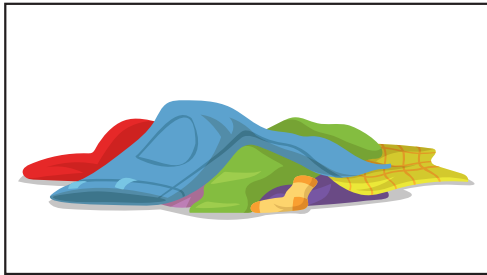
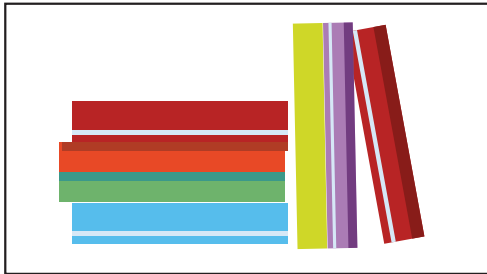
04





# LESSON 04


*Clean up your room by drawing where these items belong*



# Keeping My Madrasah Clean

Madrasah is where we learn about Allah and Nabi Muhammad [sallallahu alayhi wa sallam]. For this reason, we should always try to keep our Madrasah clean and beautiful. Keeping our Madrasah clean is not just the cleaners/ helpers job. We can also help to keep our Madrasah clean in different ways.

1. Throw any dirt you see into the bin. Dirt and litter can make our Madrasah look very messy. Remind your friends not to litter.
2. When using the Madrasah toilets and wudhu area, remember to keep it clean for the next person. Hang the towels back on the towel rail. Close all the taps properly. Flush the toilet after using it.
3. Take care not to damage any charts around the Madrasah. These charts belong to other students and are there for everyone to look at, learn and enjoy.
4. Allah Ta'ala will be very pleased with us and will reward us for keeping our Madrasah clean and beautiful.






# LESSON 05

## Activity

*Complete the drawing of the Madrasah and colour in*



## LESSON 06

# Keeping My Classroom Clean

Our classroom is where we learn about Allah Ta'ala and Nabi Muhammad [sallallahu alayhi wa sallam]. We learn new things, do fun activities and meet our friends in our classroom. Therefore, it is important to keep our classroom neat and clean at all times. We can all help to keep our classroom clean.

1. Throw your dirt and litter in the bin. Pick up any litter you see and remind your friends in a kind manner not to litter.
2. When you sharpen your pencil, make sure the sharpenings fall into the bin and not around it.
3. During class time, keep your desks straight and your bag neatly in its place.
4. Without our desks, it will be very difficult to do our work. Therefore, do not write on the desks, stick bubblegum on the desks or sit on the desks.
5. Remember to pack the desks away neatly before you leave at home time.







6. Do not write on the classroom walls, charts and cupboards.
7. Keep your stationery in your pencil bag. Your stationery can get lost or broken if you throw it across the class or leave it lying on the carpet.
8. Pack away all activities, stationery, books, flashcards etc. before leaving Madrasah.
9. Qur-aans and kitaabs must be kept neatly in its place. Do not leave your Qur-aan on the floor or window sill. Also, do not draw or write in your Qur-aan and kitaabs. This is very disrespectful to Allah's words.
10. If we look after our classroom, we will have a beautiful place to learn. Allah will also be happy with us.

## Activity

### *Practical class work*



It's home time! Help tidy up before you leave. Set a timer and ask learners to clean/ neaten the class before the bell rings. Activity can be done as a once off or a weekly/ daily activity to be decided by the teacher. Alternatively, set up a 'spring clean' at the end of the year where the classroom is cleaned thoroughly. Tasks can be assigned to learners to encourage them and get them actively involved in the process.

E.g. Group one – sort broken crayons and colour pencils/ sharpen pencils.

Group two – take down charts.

Group three- wash all desks.

*Help Humaira get ready for Madrasah!  
Tick [✓] the box and colour in the picture  
when you find the item*



*Follow the lines to put each item away  
before we leave our class*



# Littering

Littering means to just throw your dirt anywhere instead of putting it into the bin. People litter when they do not care about the environment or when they think that someone else will clean up after them. This is unfair and un-Islamic. Allah is not happy with this behavior. We should always throw our dirt and litter into the bin and clean up after ourselves. If we see any litter lying around, pick it up and throw it into the bin. Remember, Allah loves those who are clean.



1. When we litter, we are spoiling the environment.
2. We are also harming the different creatures that live in the environment. They can become sick and even die if they eat our litter.
3. By throwing our litter into rivers, beaches and dams, we are polluting the water and causing harm to the fish.
4. Throwing our litter in parks and gardens will harm the small birds and creatures living there. Also, people can get hurt and cut on broken bottles, cans, peels and other litter that we throw around.
5. If we throw dirt out of the car window, we are littering and we can also cause an accident.
6. Remind your friends and family not to litter.
7. Remember, Allah is watching us at all times and can see us littering even if our teachers and parents cannot see us.





## Activity

*Bring in pictures and sort trash into the correct bin*



## LESSON 07

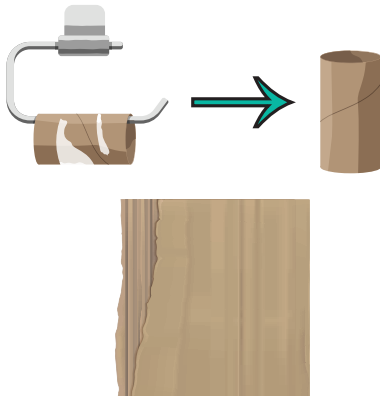
### *Craft- Desk bin*

Bring in the following items:

- Empty toilet roll
- Piece of cardboard
- Craft items such as glue, tape, prestik
- Decorations such as colour pens, fabrics, stickers, paint, beads and so on

Follow the steps to make your own bin for your desk.

#### STEP ONE



Get an empty toilet roll and a square piece of cardboard. Make sure the roll is completely empty and clean of any toilet paper.

#### STEP TWO



Lay out all your craft items and decorations.

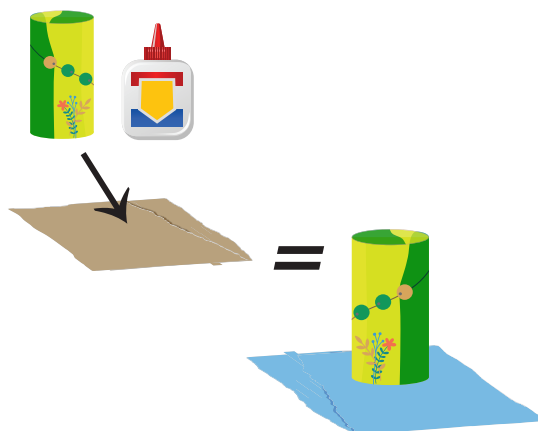
### STEP THREE



Decorate the toilet roll with paint, fabric, beads, buttons, paper, colours, pens, and whatever else you would like. You can decorate the cardboard piece too.

*Get creative and have fun!*

### STEP FOUR



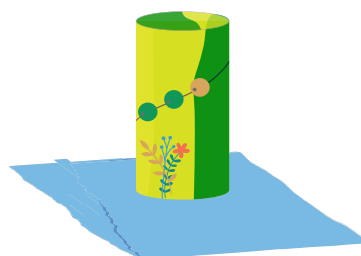
Glue one side of the toilet roll down onto the centre of the cardboard piece.

### STEP FIVE



Stick the cardboard down onto your desk with prestik or tape to keep it secure

### STEP SIX



Use this bin for sharpenings and other small litter. Bin monitors can empty once a day.

*Always keep your place neat and clean!*

# Personal Hygiene and Clean Habits


Rasulullah [sallallahu alayhi wa sallam] has taught us many clean and healthy habits. These habits help us to take care of our bodies. Good personal hygiene keeps germs away. In this way, we remain strong and healthy. It is important for us to practice these clean habits every day. By bringing good personal hygiene into our lives, we are practicing on the different Sunnats of Nabi Muhammad [sallallahu alayhi wa sallam]. This will earn us lots of rewards and Allah Ta'ala will be very pleased and happy with us.

## Activity

*What am I? Read the riddle and draw the correct answer*

1. I am thin and long. I am something that you should use every day. People carry me in their pockets. Nabi Muhammad [sallallahu alayhi wa sallam] loved using me.

**What am I?**



2. I have a sharp edge. I am used to cut but I am not a scissors. You see me once a week. Without me, you will collect dirt and germs.

**What am I?**





# What am I???

3. I am slippery.  
I am found near water.  
I have different colors and smells.  
Without me, you will not be clean.

**What am I?**

4. I have a beautiful smell.  
Most people use me for Jumuah  
and 'Eid. I live in a small bottle.  
If you use too much of me, your  
head will pain.

**What am I?**

5. I am soft and squishy.  
I live in the bathroom.  
You need two things to use me.  
Don't forget to rinse and  
squeeze me after you're done.

**What am I?**

6. I have a handle but I am not  
a door. Sometimes, I am wooden  
and sometimes I am plastic. I am  
used in the morning. Without me  
you will look untidy.

**What am I?**

*Colour in the following picture*





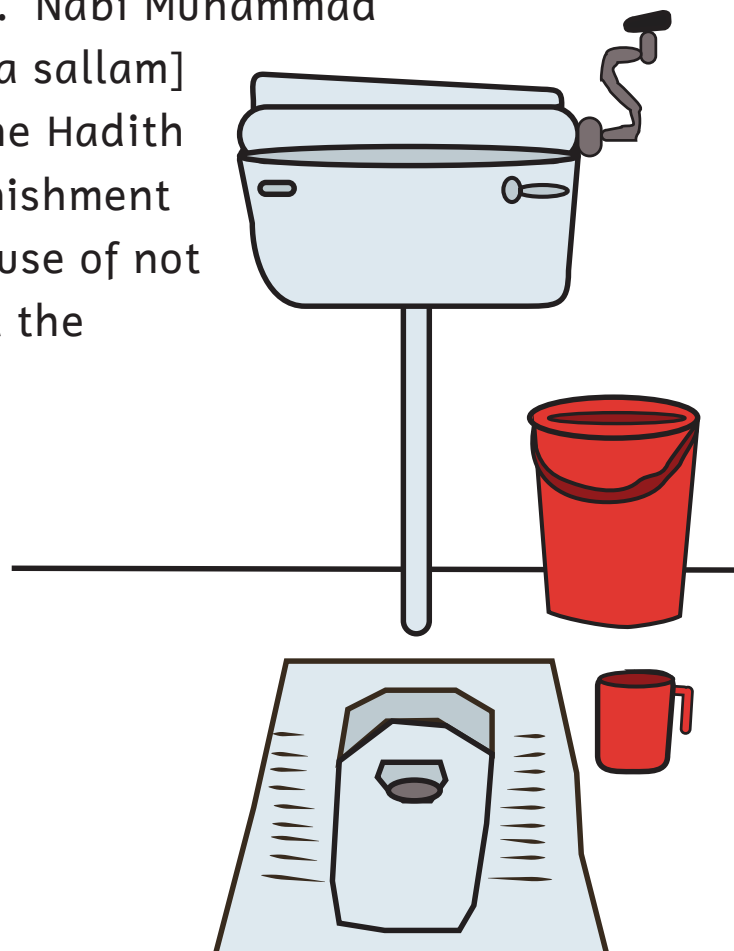
# Istinjaa

Istinjaa means to clean our private parts after passing urine or stool.

We should clean ourselves using water and toilet paper. When doing Istinjaa, we should use our **left hand only**. Nabi Muhammad [sallallahu alayhi wa sallam] has prohibited us from using our right hand for Istinjaa.

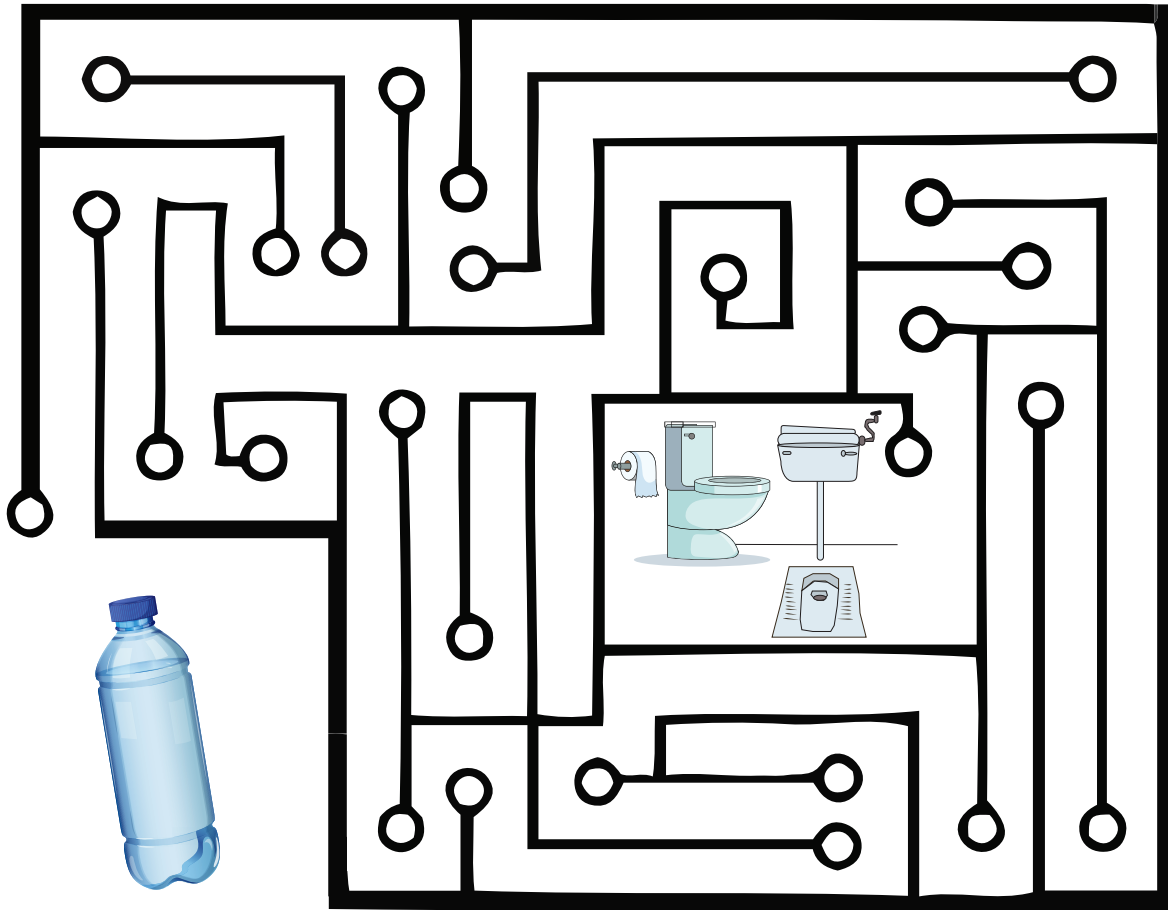
Istinjaa – washing ourselves - should be done at least **three times**. In this way, we can be sure that there is no urine or stool left on our body.

We should be very careful to wash away all impurities after relieving ourselves so that our bodies and clothes do not become dirty. Nabi Muhammad [sallallahu alayhi wa sallam] has warned us in the Hadith that most of the punishment of the grave is because of not being careful about the droplets of urine.



## Activity

Maze- Take the Istinja bottle to the toilet



Answer the following Questions:

1. What is Istinja? \_\_\_\_\_

---

---

---

2. What do we use to clean ourselves? \_\_\_\_\_

---

---

---

---



## LESSON 09

3. Which hand do we use for Istinja? \_\_\_\_\_

\_\_\_\_\_

4. How many times should we wash ourselves? \_\_\_\_\_

\_\_\_\_\_

\_\_\_\_\_

5. What will happen if we do not wash in the toilet? \_\_\_\_\_

\_\_\_\_\_

\_\_\_\_\_

### *Istinjaa Kit*


#### ***You will need:***

- An organza bag, zip lock packet, fabric pouch or similar
- An empty plastic water bottle
- Tissue/ toilet paper folded
- Card/ paper for a tag
- Glue/ Tape

Follow the steps on the next page to make your own Istinja Kit.

# Istinjaa Kit

## STEP ONE



Peel off the label from the bottle

## STEP TWO



Fold tissues or toilet paper. Fold enough for three uses. [fold seperately]

## STEP THREE



Decorate tags and write your name or 'Istinjaa Kit' on them

## STEP FOUR




Glue tag to the packet or tie onto the bag

## STEP FIVE



Pack items into the bag.

## STEP SIX




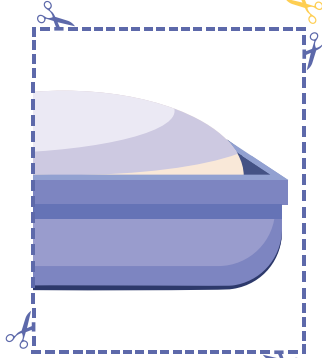




Keep this Istinjaa Kit in your schoolbag or when going out and use as needed.



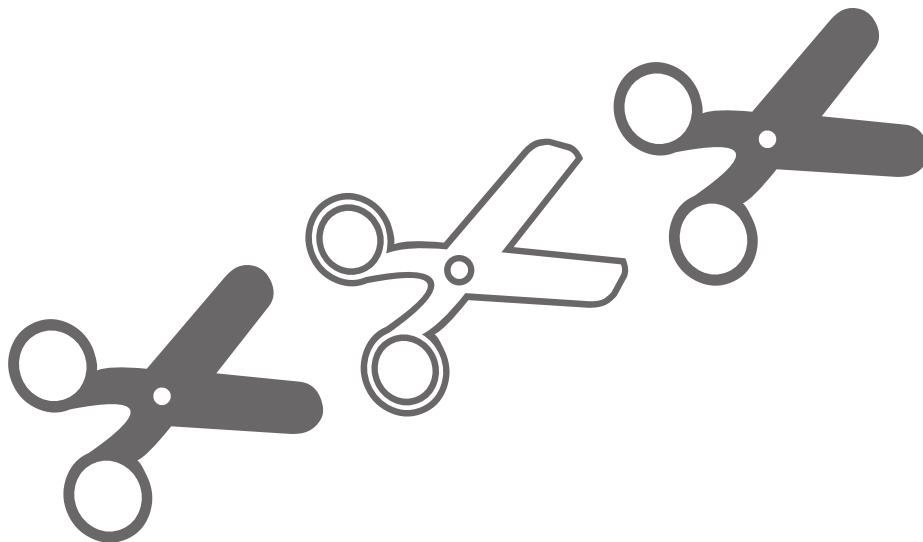
# LESSON 10

## Activity for Lesson 10

✂ Cut and match the pictures to  
complete the bathing items.



LESSON  
10







# Bathing



Bathing everyday keeps us clean and healthy.



When we bath, we wash away germs, dirt and sweat. It also washes away any bad odours.



Dirt and germs can make us sick or cause infections.



Besides having a bath in the morning or evening, we should also bath after swimming, playing sports, playing outside or after any messy activity.



Remember to use water and soap when bathing. Use a sponge or cloth to rub your body properly so that no dirt, sweat or germs are left behind.



Bathing ourselves is a Sunnah and an important part of our Deen. Allah loves those who are clean.

## Activity

*Trace the following sentence*

We should bath  
with soap  
and water.

# Hand Washing

Washing our hands is a beautiful Sunnah of our Nabi Muhammad [sallallahu alayhi wa sallam]. Washing our hands with soap and water is the easiest way to stay healthy. During the day, dirt and germs collect on our hands wherever we go. By washing our hands properly, we wash away these germs and this helps us to avoid getting sick. We should try to wash our hands regularly especially when:



We wake up in the morning or after a nap.



Whenever our hands look dirty.



After we use the toilet.



Before and after we eat.



Before we touch food e.g. baking/ making a sandwich etc.



After coughing, sneezing or blowing your nose.



After touching or playing with your pets or other animals.



After playing - inside or outside



When you return home from school, Madrasah, shopping, visiting or any other outing.



## LESSON 11

### *How to wash your hands correctly:*



**WET**



**RUB**



**RINSE**



**DRY**

**WET** your hands with running water

**RUB** soap all over your hands - count to 20

**RINSE** the soap off your hands

**DRY** your hands with a clean towel or paper towel

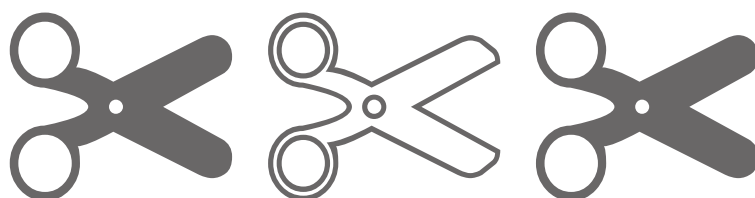
## *Activity*

### *Practical Demonstration*

Take learners to the wudhu area. Demonstrate correct hand washing technique. Learners should be allowed to practice as well.

### *What a mess! ✂ Cut, paste and sequence*

Messy Maseeha has messy hands. She needs to wash her hands but everything is mixed up. Help Maseeha wash her hands in the correct order.



# LESSON

11

Cut out the pictures from the bottom of the page and arrange in the correct order from step 1 to step 4 in the blocks below.

1

2

3

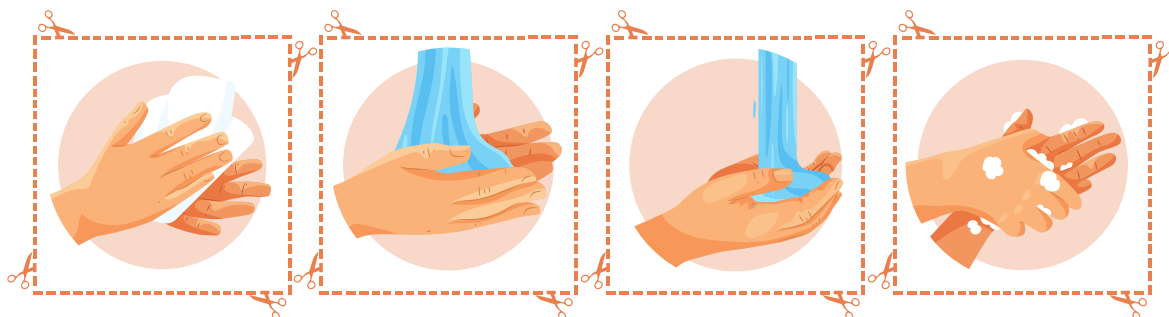
4

*Trace the sentence and colour in*

Wash

your

hands





# Keeping Our Nails Clean



Cutting our nails is an important part of keeping our hands clean. Dirt and germs get stuck under long nails and don't always get cleaned when we wash our hands.



Nabi Muhammad [sallallahu alayhi wa sallam] has taught us to clip our nails once a week. The Sunnah is to clip the nails on Thursday night or Friday before Jumuah.



Wash or scrub under your nails with a nail brush when washing your hands.



Do not bite or chew your nails. This is not a clean habit.



Girls should not use nail polish as this is unhealthy for the nails and un-Islamic.




When clipping the nails, collect the nails in a tissue/ paper. This paper should be buried. Do not burn, flush or throw away the nails as this is a part of our body and should be respected.

## Activity

### Count and colour in

Find the items that we use to take care of our nails. Count and write how many you find in the block, and colour in the items.




nail brush




nail clipper




nail scissors



# Taking Care of Our Hair



Nabi Muhammad [sallallahu alayhi wa sallam] has taught us to wash our hair at least once a week on Friday. If we practise on this Sunnah, it will be easy for us to keep our hair clean and healthy.



Wash your hair with shampoo and warm water. Rinse your hair properly with clean water so that no shampoo is left behind. Dry your hair gently with a towel.



Oil your hair regularly. This will help your hair to grow strong and healthy. Oiling the hair is another beautiful Sunnah of Nabi Muhammad [sallallahu alayhi wa sallam].



By washing, oiling and combing our hair regularly, we can avoid getting or spreading head lice.



We should comb or brush our hair to keep it neat and tidy. Girls should tie their hair into a pony tail or plait their hair to keep it neat.



Boys should trim their hair regularly to keep it neat and help their hair grow healthy.



Do not pick haircuts or styles that have different lengths of hair or where part of the head is shaved. Also, avoid styles that copy the non-Muslims. Always try to follow the Sunnah and imitate the habits of Nabi Muhammad [sallallahu alayhi wa sallam] in everything that we do.

Remember to always cover your hair when:



Using the toilet



Eating



Playing outside at night, especially the time before and after Maghrib




When helping in the kitchen



When learning Sabaq

## Activity

*Colour in the sentence*

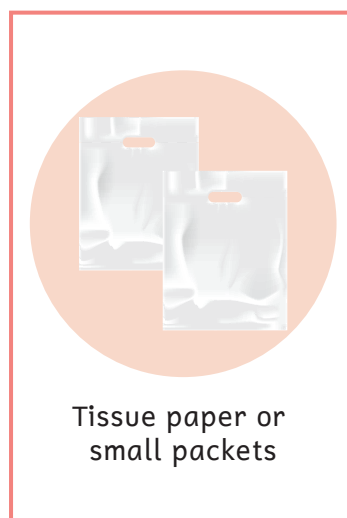



Take care of  
your hair!



## Craft- Hair Accessories

### You will need:


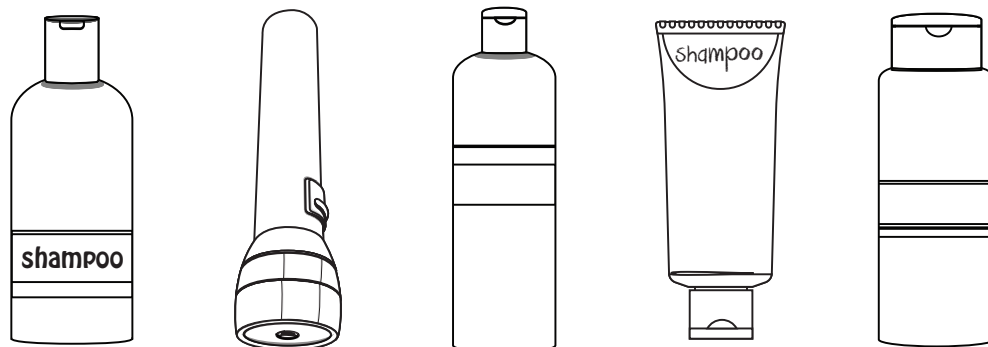
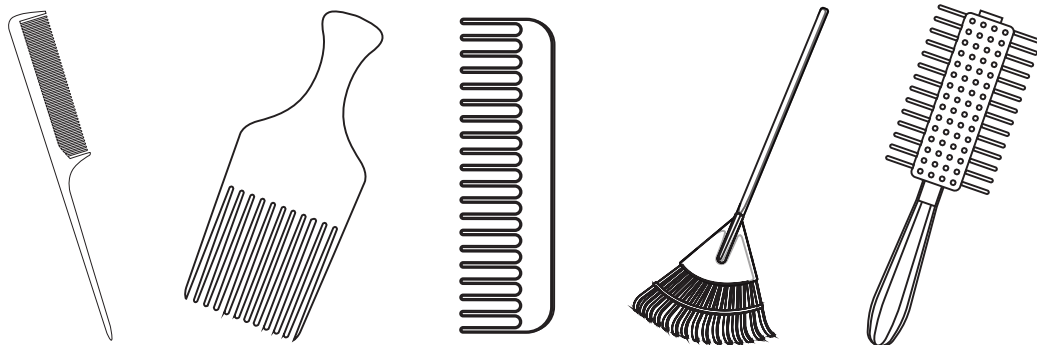


### Method

- Pick out whichever embellishments you want to use and place them on your tray. Decide how you want to decorate your items.
- Use prestik to stick on your design. In this way, you can change your design if you make a mistake. If you need help, ask your teacher.
- When you are happy with your design, use glue to stick it on. Let it dry completely.
- Then you could package the item, add a small note [optional] and give this item as a gift to someone special.

# LESSON 13

*Cross [x] the odd one out, and colour in the correct items used for hair care*





# Clean Nose Habits

Our nose is a very important part of our body. Allah Ta'ala has created our nose to help us breathe, to smell, and to keep us healthy. When we breathe, our nose traps dirt from going into our lungs. *Subhanallah!* Allah has blessed us with such an amazing Ni'mah (favour).



It is important to have good and clean nose habits.



Always use a clean tissue to wipe your nose. Wiping your runny nose on your clothes or hands is dirty and unhealthy.



It is Sunnah to cover your nose and your mouth when you sneeze. We can cover our nose with a tissue or hanky.



Remember to always throw your used tissues into the bin.



Wash your hands properly after you blow your nose or sneeze.



Do not dig your nose. This is a very dirty habit.




During Wudhu, it is Sunnah to wash the nose three times and to blow the nose. By practicing on this Sunnah, it will be easy for us to keep our nose clean and free of dust, germs and mucus.



Remember to read the Sunnah Duas when sneezing or when hearing someone sneeze.

اَلْحَمْدُ لِلّٰهِ      يَرْحَمُكَ اللّٰهُ

## *How to blow your nose:*



Cover your nose with a tissue



Blow your nose



Wipe your nose until it is clean



Throw away the dirty tissues




Wash your hands



## Activity

Colour in the poster

SAY



ALHAMDULILLAH

WHEN YOU  
SNEEZE

# LESSON 14

## Spot the difference!

There are 8 differences in the pictures below. Can you find them?





# Keeping Our Mouth Clean



Our mouth and teeth have very important jobs. They help us to speak, to eat and to break down our food so that it is easier to swallow. If we do not take care of our mouth and teeth, we will have bad breath and rotten teeth.



Bad breath is caused by eating certain foods such as garlic, onions etc.



Make sure to gargle and rinse your mouth properly after you eat or drink anything.



When making Wudhu, it is Sunnah to gargle our mouth three times. If we practise this Sunnah, our mouth will be clean and healthy.



We should brush our teeth twice a day; in the morning and before we sleep at night.



By not brushing our teeth properly or regularly, germs and plaque builds up on our teeth which makes them rotten. This also gives us bad breath.




Remember to brush your tongue as well.



Try to eat healthy foods like fruit and vegetables and drink water. This will make our teeth strong and healthy. Do not eat too much of sweets, chocolates, drink cooldrinks etc.











### *The Miswaak*

The best 'toothbrush' we can use is the Miswaak. Nabi Muhammad [sallallahu alayhi wa sallam] used to use this miswaak to clean his teeth. Using the Miswaak was very beloved to Nabi Muhammad [sallallahu alayhi wa sallam], therefore, we should try our best to practice this Sunnah.



### *Benefits of the Miswaak*

There are many benefits in using the Miswaak such as:

-  Pleasing Allah Ta'ala
-  Practising a Sunnah
-  Increases the memory
-  Cleans the mouth
-  Strengthens the eyesight
-  Cures gum disease
-  Strengthens the gums
-  Removes phlegm
-  Gives the mouth a good smell
-  Using the miswaak regularly will help a person to recite the kalimah at the time of death.



## How to use the Miswaak?


### STEP ONE



Peel a small section of the bark from the miswaak.

### STEP TWO

Lightly chew on the open section until the miswaak looks like a brush and has bristles.

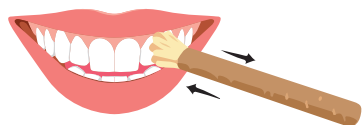


### STEP THREE

The Sunnah method of holding the miswaak is as follows:

- The three middle fingers should rest on top of the miswaak
- The thumb and the pinkie/ baby finger should be below the miswaak

### STEP FOUR



Brush gently sideways ⇌

### STEP FIVE



Keep your miswaak in a dry place.

## When can we use our Miswaak?



Before and after eating

Before sleeping

When awakening



Before reading Qur-aan or Sabaq

When making Wudhu

## Virtue of the Miswaak

The person who cleans his teeth with a Miswaak whilst making wudhu and then performs salaah, will receive 70 times more reward for the salaah as compared to the one who did not use the Miswaak.

*May Allah Ta'ala help and guide us to practice on this beautiful Sunnah. Ameen*

## Activity

### Healthy Foods

Bring in pictures of different foods. Cut out the pictures and paste in to complete the tables below with healthy and unhealthy foods.

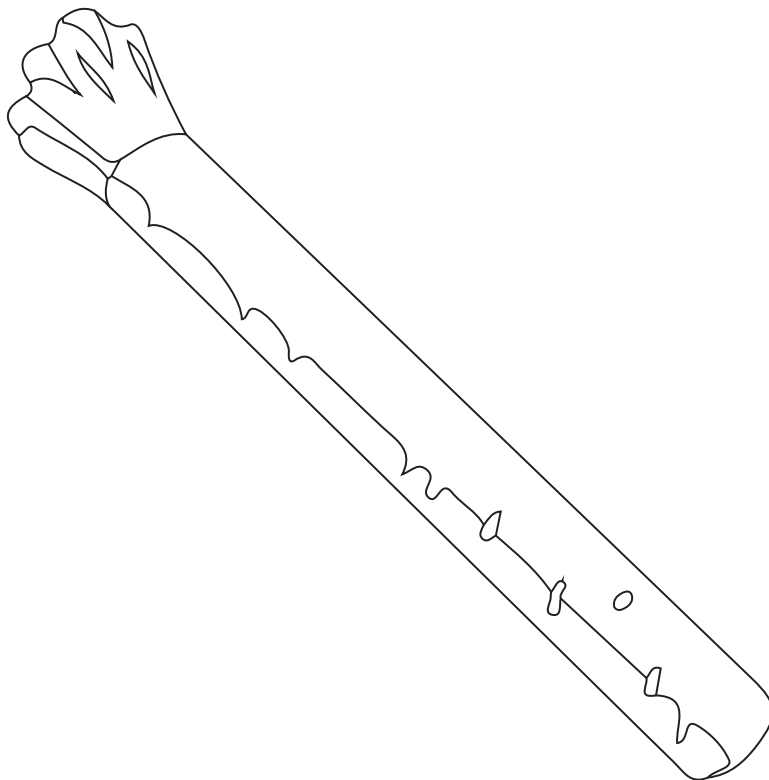




## LESSON 15

*Join the lines and colour in the Miswaak. Can you draw another Miswaak next to the picture?*






miswaak







*Oral- Answer the following Questions:*

1. When must I brush my teeth?
2. When must I gargle my mouth?
3. Name 3 occasions when we can use the Miswaak.
4. What is a Miswaak?
5. What happens if we eat too many sweets?

# Using Itr/ Perfume

-  Itr is a perfume that we can use on our body or clothes. Itr gives us a pleasant smell.
-  If we don't keep ourselves clean, we will have body odour which is unpleasant for the people around us.
-  By bathing and using Itr or perfume, we will always smell clean, fresh and good.
-  Nabi [sallallahu alayhi wa sallam] loved Itr and always had a beautiful smell on him.
-  Nabi Muhammad [sallallahu alayhi wa sallam]'s favourite Itr was Musk and Oudh.

It is Sunnah to use Itr:


- On Friday
  - The days of Eid
  - When attending Islamic gatherings
  - When acquiring knowledge- going to Madrasah
- 
-  Always remember to ask permission first before using our parent's Itr.
  -  Girls may use perfume **only** in their homes. They must *not* apply perfume when leaving the home.
  -  Do not use too much of itr. Ask your parents to help you apply itr.
  -  Instead of using perfume, it is better to use Itr because this is a Sunnah of our beloved Nabi Muhammad [sallallahu alayhi wa sallam].



# LESSON 16

## Activity

*Decorate your Itr bottle*



# Clean Habits

## [summary]

It is important to learn good and clean habits from a young age.

Clean habits are the different actions people do to keep their bodies clean and healthy. These habits are important for everyone because they help you stay clean and avoid becoming sick.

Good personal habits helps lessen the number of germs that enter your body. Being dirty and unclean allow germs to live on and spread around our bodies.

There are many different ways we can practice good and clean habits. The important thing is that we do these actions everyday so that they become habits.

The best person for us to follow and imitate in clean habits is our beloved Nabi Muhammad [sallallahu alayhi wa sallam].

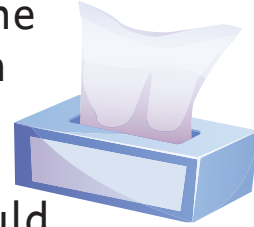
Nabi Muhammad [sallallahu alayhi wa sallam] was always clean and neat and he taught us how to keep ourselves clean.

If we practice on the Sunnah, we will have clean habits InshaAllah.



## ***Rushing Rashida***

Once there was a little girl Rashida who was always in a rush! She was a friendly girl who had lots of friends. Rashida was always so busy playing that she never bothered to keep herself clean. When she sneezed 'achoo', she was too busy to get a tissue, so she wiped her nose with her burqa. When it was time to eat, she would hurriedly sit down to eat without washing her hands.



As for her hair, her mummy said it looked like a bush as she never bothered to comb it. When Rashida woke up in the morning, she would run down to eat her breakfast with a smelly, stale mouth as she was too much in a rush to brush her teeth.



One afternoon, as Rashida was painting a picture, the bell rang. It was their new neighbour from next door. Rashida was very excited as she had brought along her daughter who was exactly Rashida's age. Rashida



and her mummy welcomed the visitors and whilst the mothers spoke, the two girls set off to play. As they painted together, Rashida noticed Maria's pink dress was neat without a mark on it. She looked at her own blue dress that was stained with juice soiled down and tomato sauce on the sleeve. She felt very embarrassed.

As the girls cut out pictures, Maria sneezed. Rashida watched as Maria carefully took a clean tissue from her pocket and wiped her nose. Rashida looked at her snot-stained burqa and once again felt embarrassed. When mummy called them



for tea, Rashida ran straight to the table and grabbed a slice of cake with her paint splattered hands. She watched as Maria washed her hands first at the bathroom and then sat down to eat. Rashida felt very shy of her long dirty nails when she saw Maria's clean short nails. Rashida made a promise that from today she would change her ways and have good clean habits. She was no more 'dirty Rashida' but rather 'Shining Rashida'.



## Activity

Fill in the blanks:

**combed bath itr Muhammad after  
oiled washed neat clean miswaak**

1. Our Nabi Muhammad [sallallahu alayhi wa sallam] was always c\_\_\_\_\_ and n\_\_\_\_\_.
2. He applied i\_\_\_\_\_ and would smell beautiful.
3. He always o\_\_\_\_\_ his hair and c\_\_\_\_\_ it neatly.
4. He w\_\_\_\_\_ his hands before and a\_\_\_\_\_ eating.
5. He used to have a b\_\_\_\_\_ regularly.
6. He used to clean his teeth with a m\_\_\_\_\_.
7. We should also follow our beloved Nabi M\_\_\_\_\_ [sallallahu alayhi wa sallam].

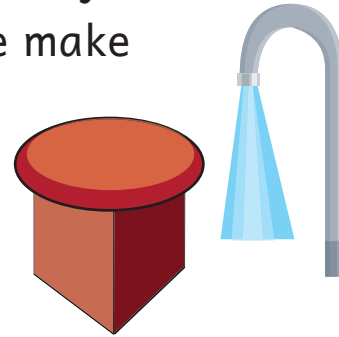




# Wudhu


## What is Wudhu?

1. Wudhu is a special way of washing ourselves.
2. Nabi Muhammad [sallallahu alayhi wa sallam] has taught us how to make Wudhu.
3. Wudhu cleans our body and washes away our sins.
4. Allah Ta'ala becomes happy when we make Wudhu and perform Salaah.
5. Our beloved Nabi Muhammad [sallallahu alayhi wa sallam] has said:  
*"Wudhu is the key to Salaah".*



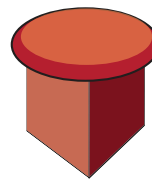

## Activity

### Colour in the picture



LESSON  
18

*Find your way to the Wudhu area*






# Why Do We Need To Make Wudhu?

We need Wudhu to:

1. Perform Salaah
2. Touch the Qur-aan Shareef
3. Touch any paper that has an ayah of Qur-aan Shareef on it.
4. To touch our Surah Kitaabs

## Activity

Trace and colour in



# LESSON 19

## Wudhu word search

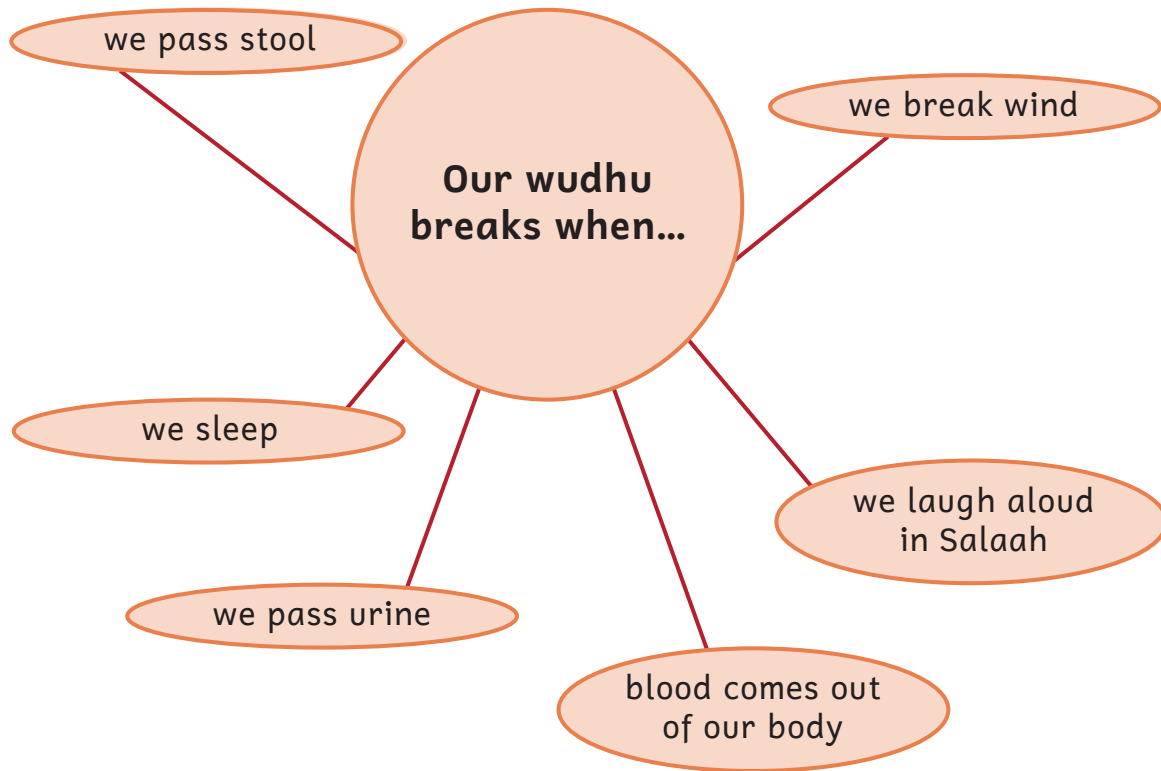
	F	M	C						C	U	V			
	D	V	W	I	N				S	W	Q	V	R	
R	J	B	Q	C	K	M		H	A	U	U	O	Y	H
W	Q	Z	U	H	G	D	C	K	L	X	V	V	A	V
T	O	A	R	T	N	J	R	Q	A	U	Y	R	Q	U
O	B	U	A	G	X	L	K	U	A	T	O	V	C	N
H	M	A	A	Z	N	W	I	V	H	R	Y	D	L	O
	Y	N	N	N	S	F	A	H	A	N	N	U	S	
	C	X	S	F	X	K	O	A	T	P	D	D	G	
		U	V	Q	M	O	T	Z	U	S	N	P		
			W	A	Y	K	U	H	D	U	W			
				W	T	A	Y	A	A	P				
					K	N	W	F	U					
						L	Q	K						
							R							

AAYAT    SUNNAH    SALAAH    WUDHU    QURAAN



# Things That Break Wudhu

*Did you know that there certain things that break our Wudhu?*



## Activity

*Trace the lines and write in those things that cause wudhu to break*

**I must make  
Wudhu after...**



*Colour in the breakers of wudhu*

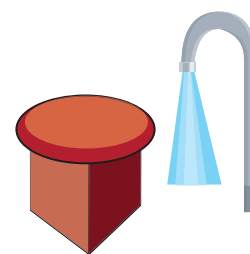
Wudhu breaks when we sleep
Wudhu breaks when we eat
Wudhu breaks when we pass urine
Wudhu breaks when we break wind
Wudhu breaks when we play
Wudhu breaks when we pass stool
Wudhu breaks when we laugh/ joke
Wudhu breaks when blood flows from our body
Wudhu breaks when we drink water

# How To Make Wudhu?

Let us learn how to make Wudhu...

1. Read *Bismillah wal hamdulillah* -

بِسْمِ اللَّهِ وَالْحَمْدُ لِلَّهِ



2. Wash both hands up to the wrist three times



3. Make miswaak



4. Gargle the mouth three times



5. Clean the nostrils three times



6. Wash the face three times



7. Wash both arms including the elbows three times



8. Make masah of the whole head, the ears and behind the neck once



9. Wash both feet including the ankles three times


## The Awaited Day

Little Zakariyya always watched his father going to the Masjid. His father always told him that he was still small and couldn't come with him.

Little Zakariyya waited for the day that his father would tell him to come with him to the Masjid. When he turned seven years old, his father told him that now it was time for him to start performing Salaah.

When his father arrived from work that day, he told

## LESSON 21

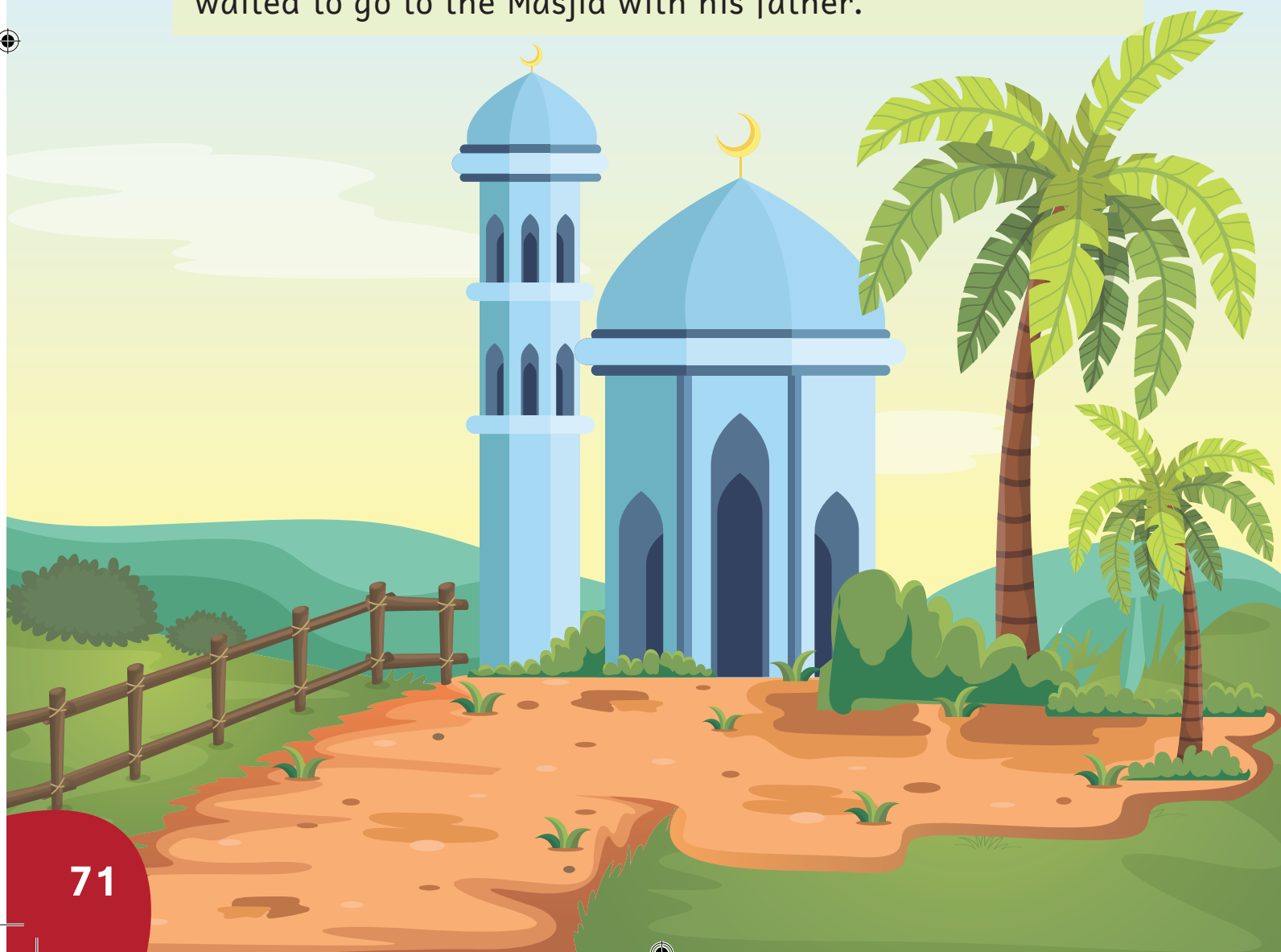


Zakariyya that he should get ready as he was going to take him to the Masjid.

Zakariyya was so excited. Finally the day he was waiting for arrived. He quickly put on his kurta and sandals and ran to the car. His father stopped him and asked, "Did you make wudhu?"

Zakariyya was surprised as he did not know how to make wudhu. His father took him to the bathroom and showed him how to make wudhu and explained to him that without wudhu we cannot perform Salaah.

From that day, Zakariyya always made his wudhu early and waited to go to the Masjid with his father.







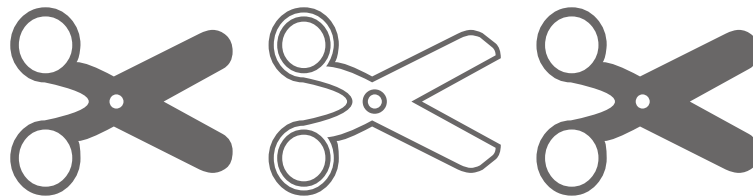
## Activity

Tick [✓] the right sentence and cross [x] the wrong sentence

Salaah is the key to wudhu	
During wudhu, we only wash certain parts of our body	
It is sunnah to gargle once	
We should make miswaak in wudhu	
In wudhu, we make masah of our head	
Sleeping does not break wudhu	
We need wudhu to touch the Qur-aan	
We cannot read salaah without wudhu	
Wudhu means to make Duaa	
Wudhu safeguards us from Shaitaan	

### Wudhu Sequence

Cut out the different parts of wudhu from the bottom of the next page, and arrange into the correct sequence in the blocks at the top of the page. One step of wudhu is already filled in for you on each row.



LESSON  
21




intention

2

3

4



face

6

7

8



feet



ears



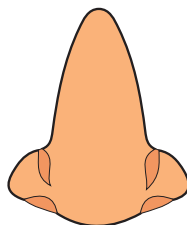
masah




mouth



arms



nostrils




hands




# LESSON 21

## Colour in!



# The Five Pillars of Islam

- Our Deen/ Religion is Islam.
- Nabi Muhammad [sallallahu alayhi wa sallam] has taught us that Islam is built on 5 pillars.
- These 5 pillars are 5 extremely important acts in Islam.
- By doing these 5 actions properly, as taught to us by Nabi Muhammad [sallallahu alayhi wa sallam], our pillars will be strong and firm.
- This means our Imaan will also be strong and Allah will be very pleased with us.
- When Allah Ta'ala is happy and pleased with a person, He sends that person to Jannah.
- If we do not keep our pillars strong, Shaytaan will find it easy to make us do wrong actions and sins. This will make our Imaan very weak.



Nabi Muhammad [sallallahu alayhi wa sallam] has said: “On the Day of Qiyaamah, the eight gates of Jannah will be opened for all people who perform the five daily Salaah, fast in the month of Ramadhaan, pay Zakaat, and refrain from major sins. They will enter it through whichever gate they wish.”

## Activity

### Craft- 5 Pillars House

#### You will need:



cardboard



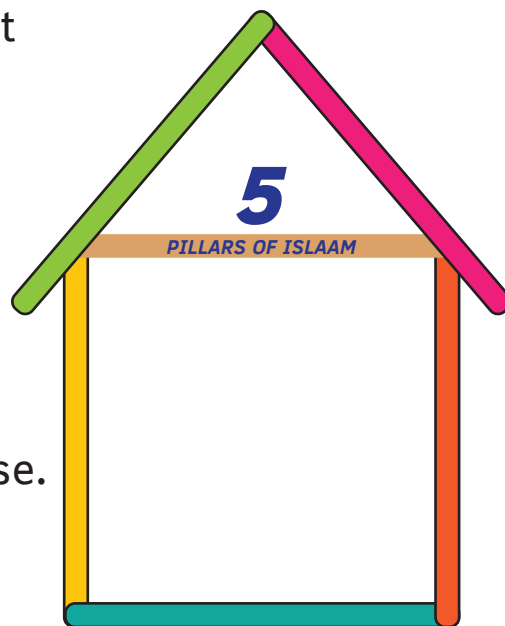
colours  
and similar



glue

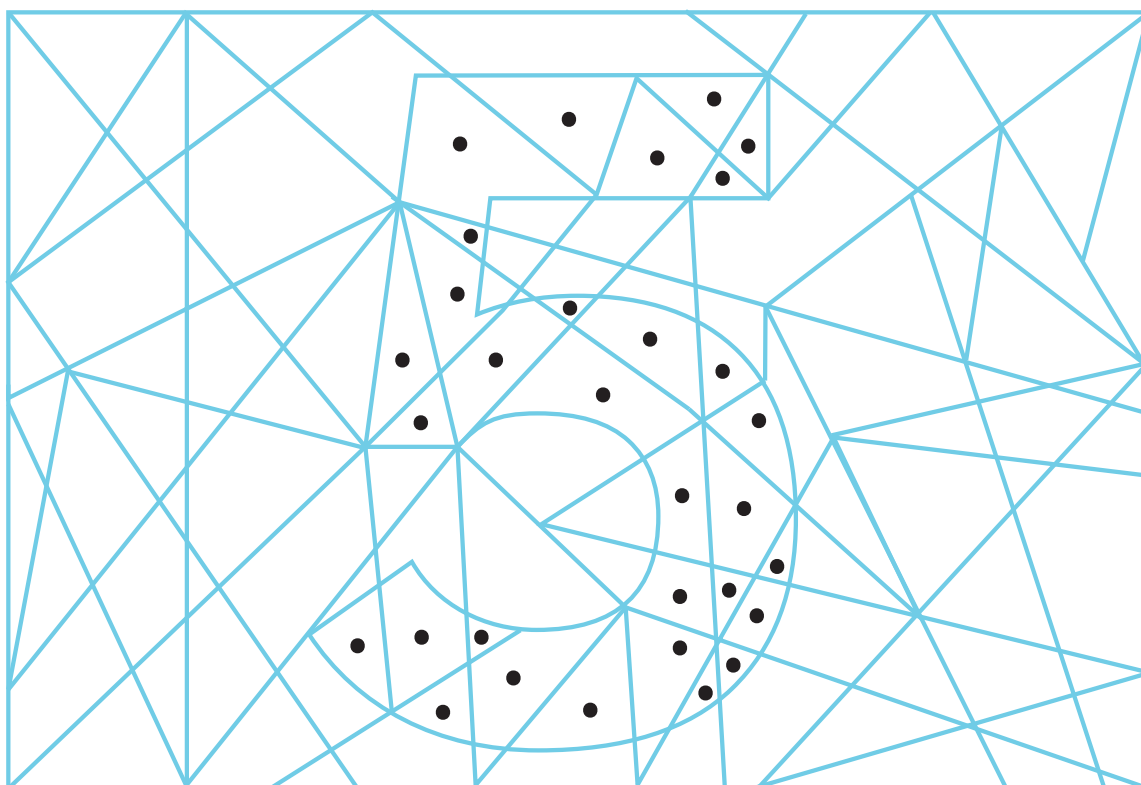
### Method

- Colour each stick in a different colour.
- Write the name of one pillar per stick.
- Glue the sticks into the shape of a house.
- The cardboard is optional to create a background of a house.



*Use this activity to explain and show learners how our Imaan becomes weak if we take away a pillar or have a weak pillar. Using a house to illustrate this point will make it easier for learners to grasp the concept of the pillars and their importance to our Imaan.*

**Colour in the dotted blocks**






## LESSON 22

*Match the word to the picture*


Kalimah



Salaah



Zakaat



Saum



Hajj



# The Kalimah

لَا إِلَهَ إِلَّا اللَّهُ مُحَمَّدٌ رَّسُولُ اللَّهِ

*There is no God besides Allah Ta'ala. Hadhrat Muhammad [sallallahu alayhi wa sallam] is the messenger of Allah Ta'ala.*

## Allah Ta'ala

- For us to be true Muslims, we have to believe in One Allah.
- This means that we only worship and obey Allah alone because Allah is our creator.
- Allah gives us good health and wealth.
- Allah also gives us sickness, poverty and loss.
- Everything in this world is under the control of Allah.
- Allah does not have any partners or helpers, friends or family.
- For this reason, only Allah alone is worthy of being worshipped and only He alone we should ask for any help and needs.



## Activity

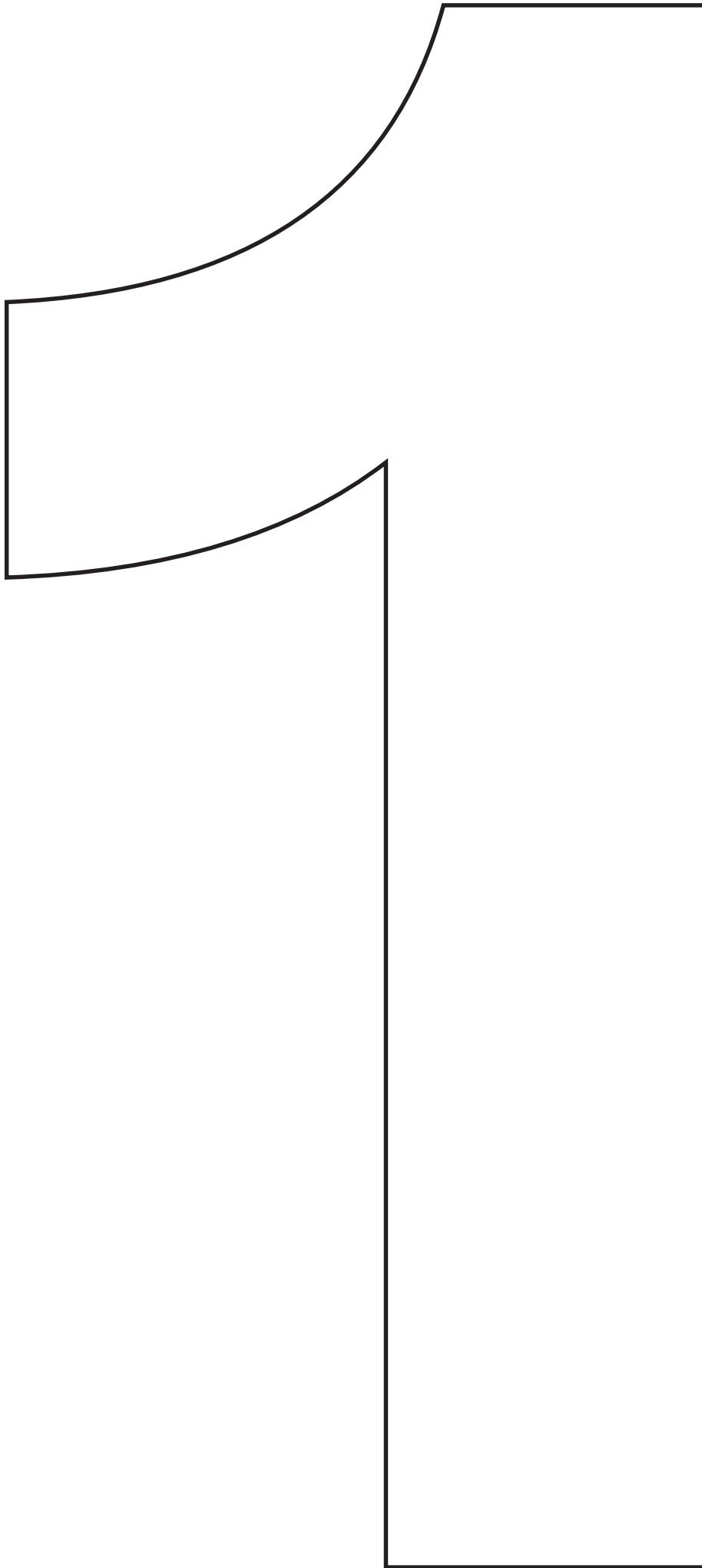
### Allah is One- Poster

Write in 3 facts or points about Allah Ta'ala in the 1 on the next page. Decorate the 1 when you finish write in your points.





# LESSON 23



## *Nabi Muhammad* صلى الله عليه وسلم

- We believe in Nabi Muhammad [sallallahu alayhi wa sallam].
- He is the last and final messenger of Allah Ta'ala.
- There is no Nabi or Prophet to come after him.
- Nabi Muhammad [sallallahu alayhi wa sallam] is the best of all Allah's creation and the most beloved to Allah.
- We must follow Nabi Muhammad [sallallahu alayhi wa sallam] in everything that he did.

### *Activity*

#### *Allah in Kufi Calligraphy*

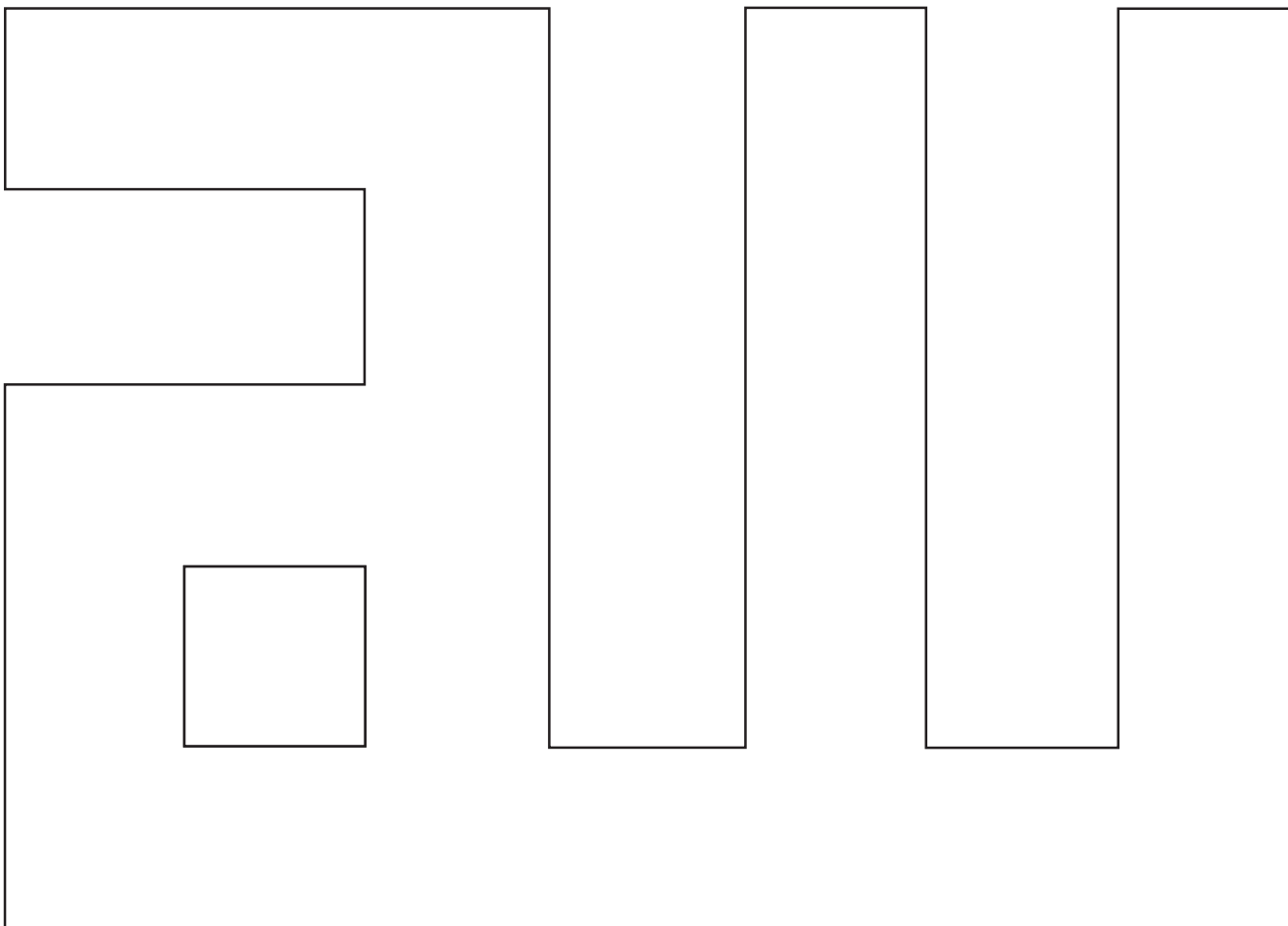

Colour in the name Allah on page 82. Cut out and use as a poster in your class or around your Madrasah.

✂ *Cut out option provided in the teaching manual.*



# LESSON

## 23



# Salaah

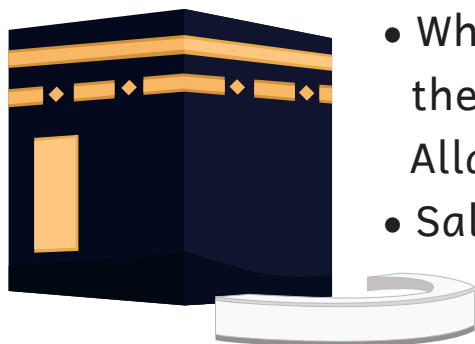
Salaah is the **second** pillar of Islaam.

- Salaah is a special gift to us from Allah.
- Nabi Muhammad [sallallahu alayhi wa sallam] taught us when and how to perform Salaah correctly.
- Before we perform Salaah, we make wudhu and dress correctly.
- Boys should perform Salaah at the Masjid and girls should perform Salaah at home.
- We perform Salaah 5 times every day.



These 5 Salaah are called:


- Fajr
- Zuhr
- Asr
- Maghrib
- Esha



- When reading our Salaah, we face the Kaaba which is the House of Allah.
- Salaah is the key to Jannah.
- When we perform Salaah correctly, Allah rewards us by removing our sins, cleansing our heart, making us close to Him and Allah enters us into Jannah.

# Saajidah and Salaah

Saajidah was busy playing with her tea set. She heard a beautiful sound coming from outside. "What's that sound, Ummi?" asked Saajidah. Ummi told Saajidah that the sound she was listening to was the Azaan for Zuhur.



Saajidah watched as Ummi left her cooking and went to make wudhu. She watched as Ummi washed herself carefully, wore her pretty rose pink burqa and stood on the musalla. Ummi raised her hands and softly said Allahu Akbar.

Saajidah liked what she saw Ummi doing and also wanted to do the same. She stood next to Ummi and also began to copy whatever her Ummi was doing. Ummi completed her Salaah, hugged Saajidah and said, "Masha Allah! You've done so well! Remember, Saajidah, whenever you want to talk to Allah, all you need to do is make wudhu and read your Salaah. Salaah is that act which Allah loves from us the most."

## Activity

*What time is it?*

Look at the different skies on page 85. Unscramble the Salaah name, or write in the correct Salaah name for each time.





# LESSON 24



-----  
HSAE



-----  
RAS



-----  
RAJF

*Read the question and draw in the answer*

1. What do  
we read  
Salaah on?

2. What colour is  
the sky at Zuhr time?


3. What do we face  
when we read Salaah?

4. Where  
should  
boys read  
Salaah?

5. What must we  
do before we  
read Salaah?


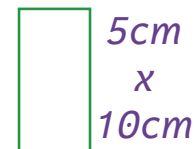
## Craft- Musalla Magnets

*You will need:*



► felt/ wood/ cardboard


✂ Cut this into the size of a small musalla.



► ice cream sticks



► decorations



► magnets



► glue

- Decorate 'Musalla'.
- Glue ice cream stick to the back of Musalla to make it sturdy and strong.
- Glue magnet to the ice cream stick.
- Stick your musalla magnet onto the fridge.





# Zakaat

Zakaat is the **third** pillar of Islaam.

- Zakaat means to give charity to the poor and needy.
- When we give Zakaat, we are sharing what Allah has given us, with those who are less fortunate.
- Giving Zakaat teaches us to be kind and to help those in need.
- There are many poor Muslims in the world.
- We can help these poor Muslims by giving them money, clothes, food or toys.
- Giving Zakaat will make the rich and the poor love each other.
- When we share what Allah has given us, Allah becomes very pleased with us and gives us even more.
- Zakaat is given to the poor people once a year.



## Activity

*Draw 4 items that we can give as charity*



# Saum - Fasting

Saum or Fasting is the **fourth** pillar in Islam.

- It is Fardh/ compulsory for Muslims to fast in the month of Ramadhaan.
- Compulsory means something that we have to do. If we don't do it or leave it out, we will be sinful.
- Therefore, we should try to fast whilst we are young so that it is easier to fast for the whole month of Ramadhaan when we are older.
- Allah Ta'ala has promised great rewards for those who fast in the month of Ramadhaan.

## *What does fasting mean?*

- Fasting is when we stay away from eating and drinking from Sehri till Iftaar.
- We start fasting at Sehri which is before subh-e-saadiq —dawn/daybreak.
- We open/break our fast at Iftaar which is after sunset.
- Besides staying away from eating and drinking, it is also important to stay away from speaking lies, swearing, fighting as well as other sins like watching television or listening to music etc whilst we are fasting.





- Nabi Muhammad [sallallahu alayhi wa sallam] has said: “There is a gate in Jannah called Ar-Rayyan which those who fast will enter on the Day of Qiyaamah. None but they will enter it. It will be said, ‘Where are those that would fast?’ They will stand up and none but they will enter it. Once they have entered, that gate will be shut and no one else will enter.”

## Activity

*Fill in the blanks:*

*sehri Allah third*

*hunger maghrib needy Ramadhaan*

1. Fasting is the \_\_\_\_\_ pillar of Islaam.
2. We fast from \_\_\_\_\_ to \_\_\_\_\_.
3. It is fardh for Muslims to fast in the month of \_\_\_\_\_.
4. \_\_\_\_\_ Ta’ala has promised great reward for those who fast in Ramadhaan.

*Iftaar and Sehri Place mats*

Find and complete the different activities on your place mats for Sehri and Iftaar.

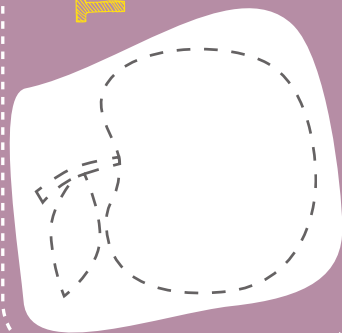
# DUA AT SEHRI

اللَّهُمَّ أَصُومُ غَدًا لَكَ فَاعْفِرْ لِي مَا قَدَّمْتُ وَمَا أَخَّرْتُ

FILL IN THE SPACES  
THAT SEHRI ENDS

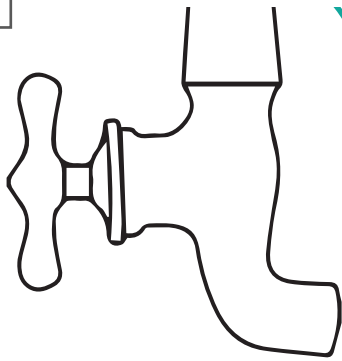
Draw in your favourite  
food and drink at sehri time

Trace and  
colour  
me in!




Colour in  
the tap

WASH  
YOUR  
HANDS



DON'T FORGET TO  
READ BISMILLAH



How many dates can you count?

# DUA AT IFTAAR

اللَّهُمَّ لَكَ صَبْتُ وَبِكَ آمَنْتُ وَعَلَى رِثْقِكَ أَفْطَرْتُ

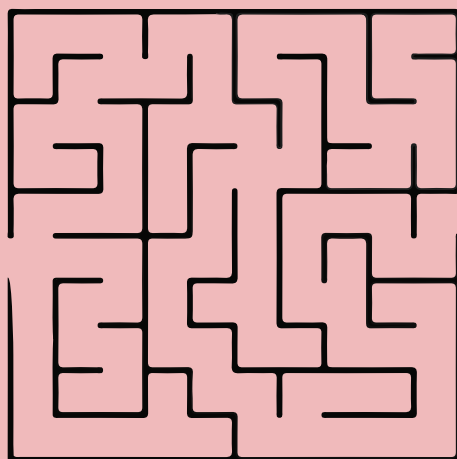
Don't forget to  
make dua at  
the time of Iftaar!

21. • 1 • 2 • 3 • 4 • 5 • 6 • 7 • 8 • 9 • 10 • 11 • 12 •  
20. • 17. • 18. • 19. • 20. • 21. •  
Join the 16 dots to 15 dots to see what's for dessert and colour in!

Eat with  
your right  
hand!

Draw in your  
favourite  
food and drink  
at iftaar time

Find your way to  
the dates and zamzam!



FILL IN THE TIME  
OF IFTAAR

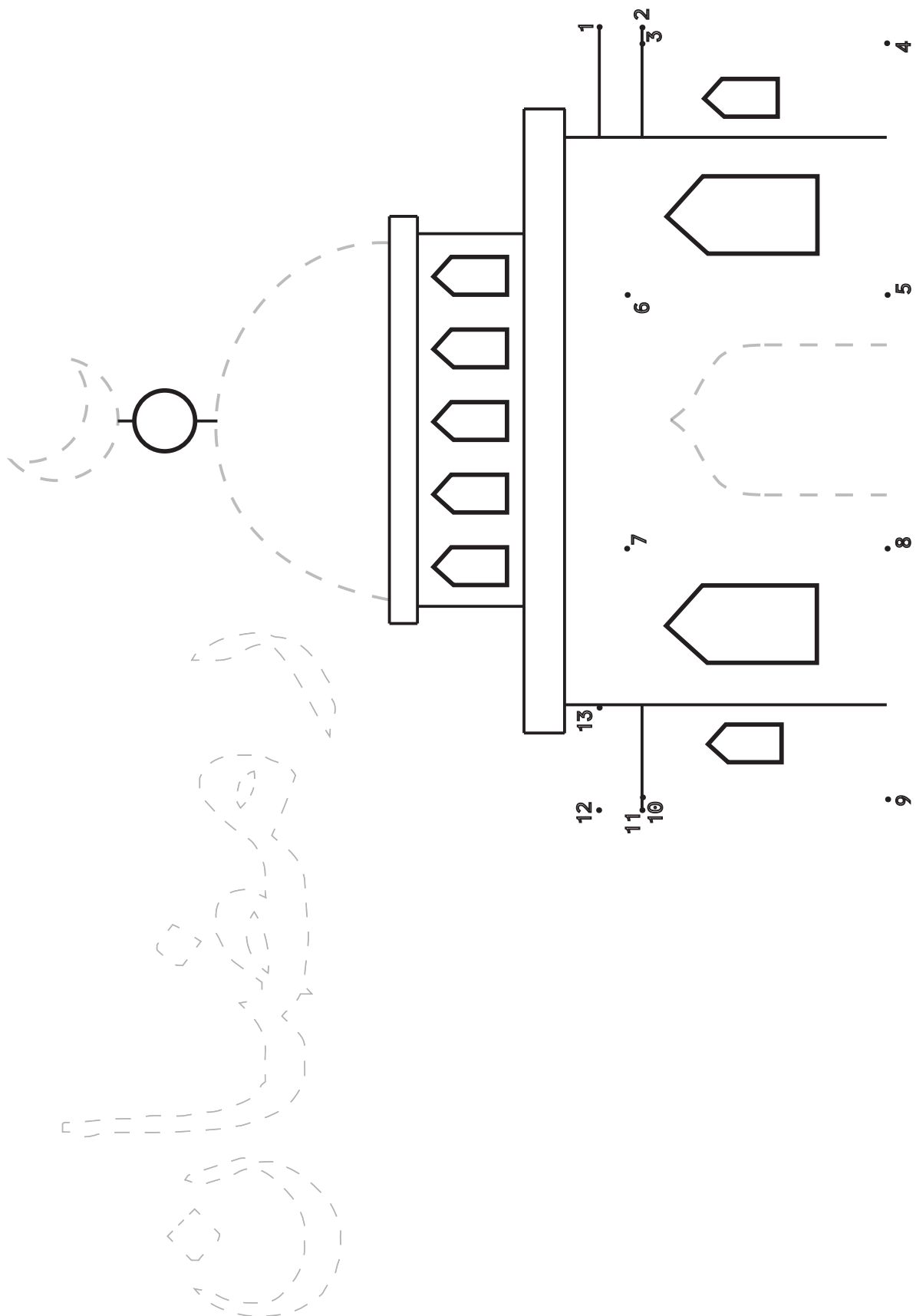
Trace and  
colour in!



LESSON  
26

LESSON  
26

Join the dots, trace and colour in





# Hajj

Hajj is the **fifth** pillar in Islam.

- Hajj is a special pilgrimage or journey where Muslims travel to Makkah and perform certain special Ibaadah at different places.
- Hajj is performed over five days at the beginning of Zul Hijjah.
- The people who perform Hajj are called Hujjaaj. The clothes the Hujjaaj wear during the Hajj is called Ihraam.
- During Hajj, the Hujjaaj read the Labbaik/ Talbiyah. The Talbiyah is:


لَبَّيْكَ اللَّهُمَّ لَبَّيْكَ، لَبَّيْكَ لَا شَرِيكَ لَكَ لَبَّيْكَ،  
إِنَّ الْحَمْدَ وَالنِّعْمَةَ لَكَ وَالْهُدَى لَكَ لَا شَرِيكَ لَكَ

***“Here I am at Your service, O Allah, I am present. I am present You have no partner. I am present. All Praise and bounties and the entire kingdom is Yours. You have no partner.”***

## The Hajj Journey



- The Hujjaaj begin the Hajj by putting on the Ihraam.
- After making Tawaaf in Makkah, the Hujjaaj travel to different places to complete the Hajj.



# LESSON 27

These places are called:

**MINA**




**ARAFAH**



**MUZDALIFAH**

- At these places the Hujjaaj do different Ibaadah like reading Salaah, reading Qur-aan and making Zikr.
- They also make sincere Tauba and Dua for themselves and the whole Ummah.
- The Hujjaaj have other important Ibaadah to complete as well, such as pelting the Jamaraat [Shaytaan], making Qurbani and shaving/ cutting their hair.



- The Hajj journey is 5 days.
- When all the acts of Hajj are complete, the Hajj is now finished and the Hujjaaj return home.
- Hajj is a very important pillar in Islam. We should always remember to make Dua and ask Allah to call us for Hajj also.





## LESSON 27

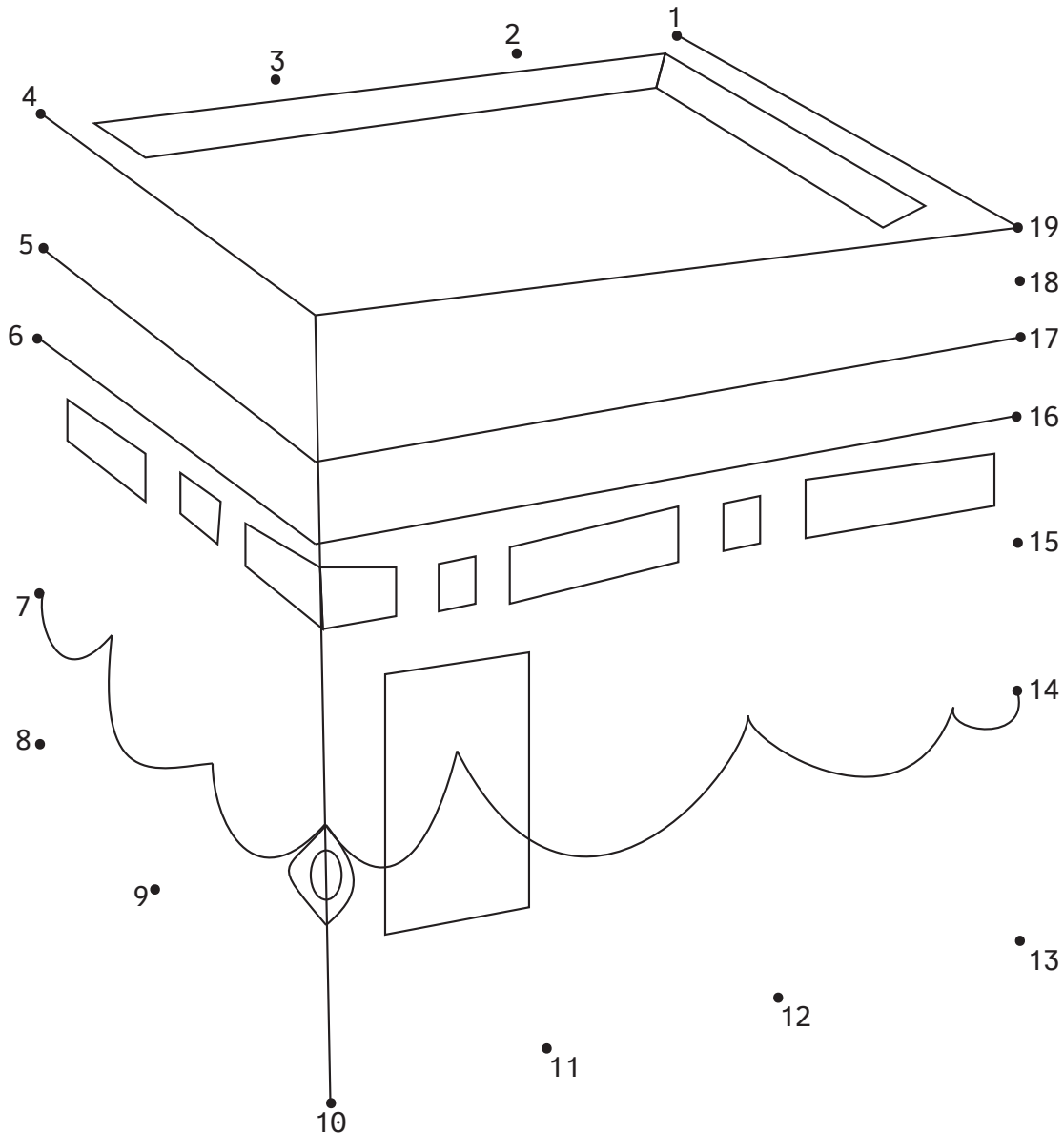
### Activity

#### Practical- Talbiyah

لَبَّيْكَ اللَّهُمَّ لَبَّيْكَ، لَبَّيْكَ لَا شَرِيكَ لَكَ لَبَّيْكَ،  
إِنَّ الْحَمْدَ وَالنِّعْمَةَ لَكَ وَالْهُلُوكَ، لَا شَرِيكَ لَكَ

*“Here I am at Your service, O Allah, I am present.  
I am present You have no partner. I am present.  
All Praise and bounties and the entire kingdom is  
Yours. You have no partner.”*

#### Join the Dots



# LESSON 27

IHRAAM



1

Hajj Board- Complete the various activities

KMHAKA

Unscramble the letters to get the name of this place

We make Tawaaf around the Ka'bah


Trace and colour in!

times



Don't forget to read the

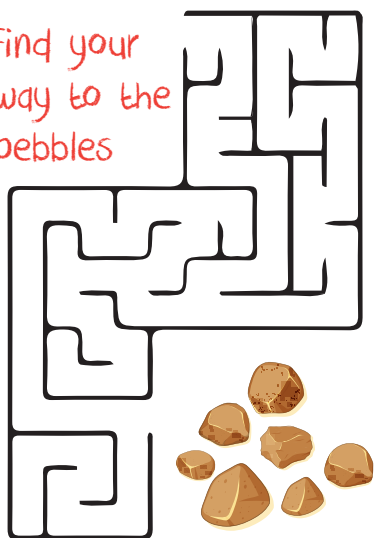
TALBIYAH!



4

BACK TO MINA

Find your way to the pebbles



MUZZDALIFAH

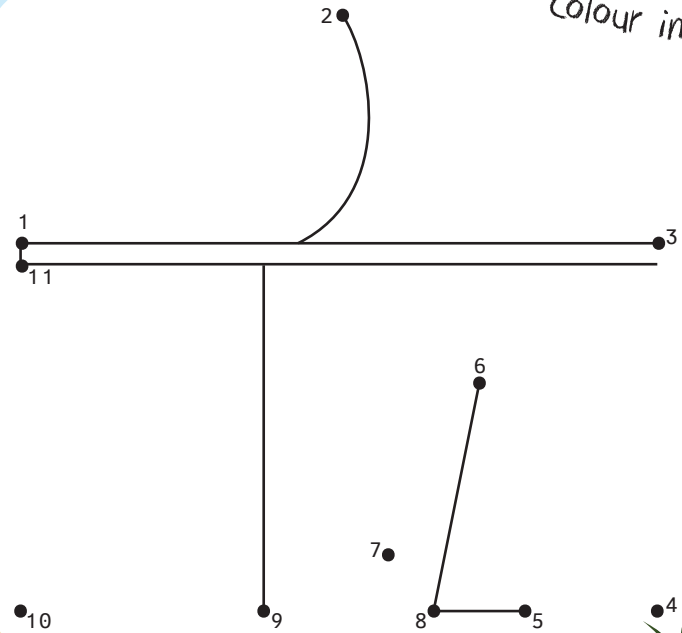
Don't forget to make ZIKR!



# LESSON 27

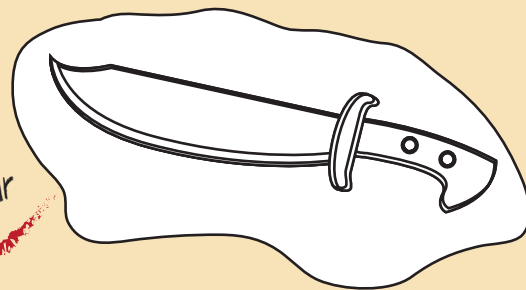
Join the dots to see what  
you stay in at Mina

Colour in!



2  
**MINA**

Draw in the **blood** on your  
Qurbaani knife



Remember to  
make Dua for the  
**UMMAH!**

3  
**A \_ A \_ A \_**

Fill in the blanks to  
get the name of this place

# Islamic Months

The Islamic calendar has **12** months.

- The Islamic calendar is a lunar calendar.
- This means that each new month is calculated according to the sighting of the moon. When the moon is sighted, the new month begins.
- It is a Sunnah to search for the moon at the beginning of the month.

The Islamic months are as follows:

- Muharram
- Safar
- Rabee'ul Awwal
- Rabee'ul Aakhir
- Jumaadal Oola
- Jumaadal Ukhra
- Rajab
- Sha'baan
- Ramadhaan
- Shawwaal
- Zul Qa'dah
- Zul Hijjah



## Activity

### Practical- Islamic Months

Teach learners the names and sequence of the months through a song. Do not use nasheeds with musical/instrumental backgrounds. Learners can perhaps sing the song at the Madrasah jalsa, assembly etc.

### What month am I?

Teacher guided- Read the riddles on the next page and write in the correct answer in the block provided.



## LESSON 28

1. I am the third month of the Islamic year. In my month, a very special and important person was born. He also passed away in this month.  
***What month am I?***

***What month am I?***

2. I am the 1st month of the Islamic year. I am known as the Month of Allah. The day of Ashura falls in my month.  
***What month am I?***

3. I am a very famous month because Muslims are commanded to fast during my month. In my month the Shaitaan are chained, and Allah frees many people from Jahannum.  
***What month am I?***

5. I am known as the Respected Month. In my month, Nabi Muhammad [sallallahu alayhi wa sallam] went on a miraculous journey from Makkah to Jerusalem and then to the seven heavens.  
***What month am I?***


4. I am the last month in the Islamic year. In my month, Muslims perform a very important journey. Muslims also celebrate a special day in my month.  
***What month am I?***



# LESSON 28

## Craft- Moon sighting binoculars

### *You will need:*



2x toilet roll holders




glue/ tape



colours and decorations -  
crayons/ paint



punch



string/ wool/  
ribbon

- Colour and decorate the toilet roll holders.
- Glue together to make a binoculars.
- Cut string/ wool/ ribbon long enough to hang around the neck.
- Punch holes on either side and attach the string to the toilet roll holder using the tape or glue.
- You're now ready to sight the moon. **Have Fun!!**

